

TORSTEN HOEFLER

# How fast will your application go?

## Static and dynamic techniques for application performance modeling

in collaboration with Alexandru Calotoiu and Felix Wolf @ RWTH Aachen  
with students Arnamoy Bhattacharyya and Grzegorz Kwasniewski @ SPCL  
presented at Indiana University Bloomington, July 2015

**2016**  
**SC**Platform for Advanced Scientific Computing  
Conference

Lausanne Switzerland | 08-10 June 2016

- CLIMATE & WEATHER
- SOLID EARTH  $\frac{\partial E}{\partial t} + \frac{\partial}{\partial x} \frac{\partial (E+p)w}{\partial x} = 0$
- LIFE SCIENCE
- CHEMISTRY & MATERIALS  $\frac{\partial}{\partial t} (x_1 x_2 x_3) = (x_1, x_2, x_3)$  and  $\frac{\partial}{\partial x} (x_1 x_2 x_3) = (x_1, x_2, x_3)$
- PHYSICS
- COMPUTER SCIENCE & MATHEMATICS
- ENGINEERING
- EMERGING DOMAINS  $\text{POISSON'S EQUATION}$

# Performance modeling

- What is this all about???
- A wide-spread practitioner's view on performance modeling:



*(replace “meeting” with performance optimization and “premeeting” with performance modeling)*

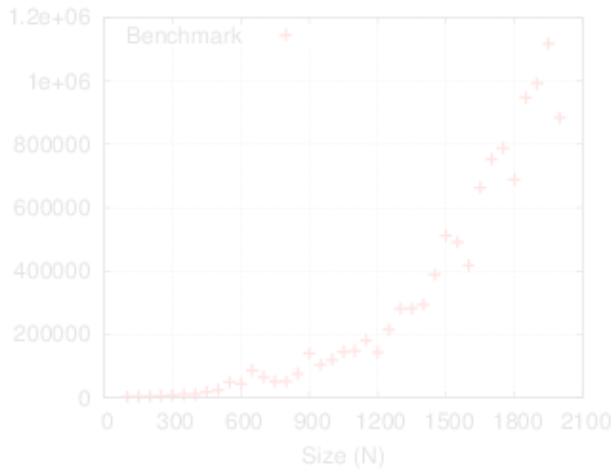




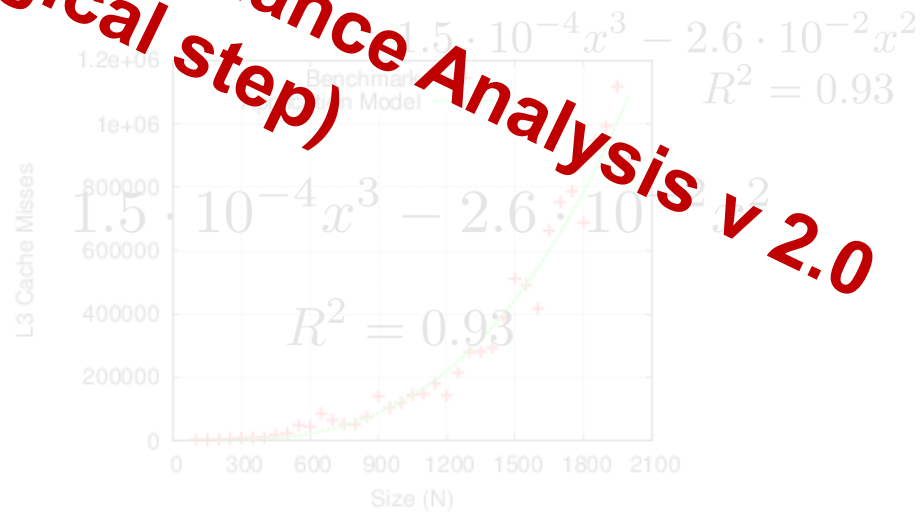
# Analytical application performance modeling

- Scalability bug prediction
  - Find latent scalability bugs early on (before machine deployment)
  - A. Calotoiu, TH, M. Poke, F. Wolf: *Using Automated Performance Modeling to Find Scalability Bugs in Complex Codes*
- Automated performance testing
  - Performance modeling as part of a software engineering discipline in HPC
  - ICS'15: S. Shudler, A. Calotoiu, S. Hoffler, A. Strube, F. Wolf: *Exascaling Your Library: Will Your Implementation Meet Your Expectations?*
- Hardware/Software co-design
  - Decide how to architect systems
- Making performance development intuitive

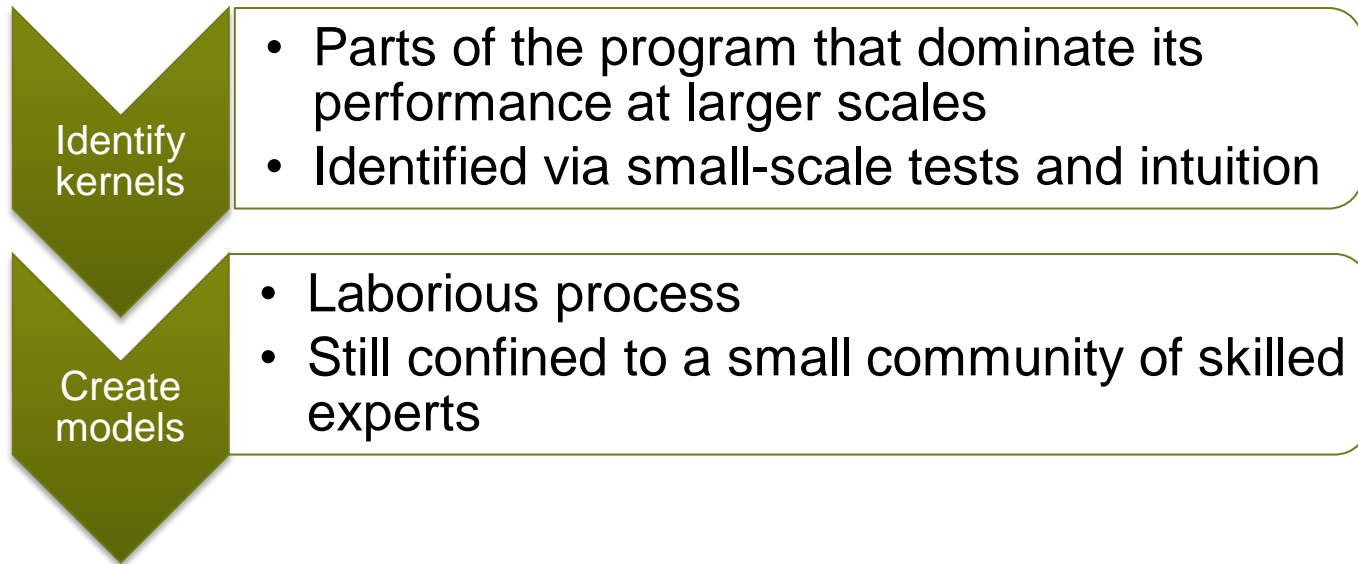
**Performance Modeling = Performance Analysis v 2.0**  
 (the next logical step)



vs.



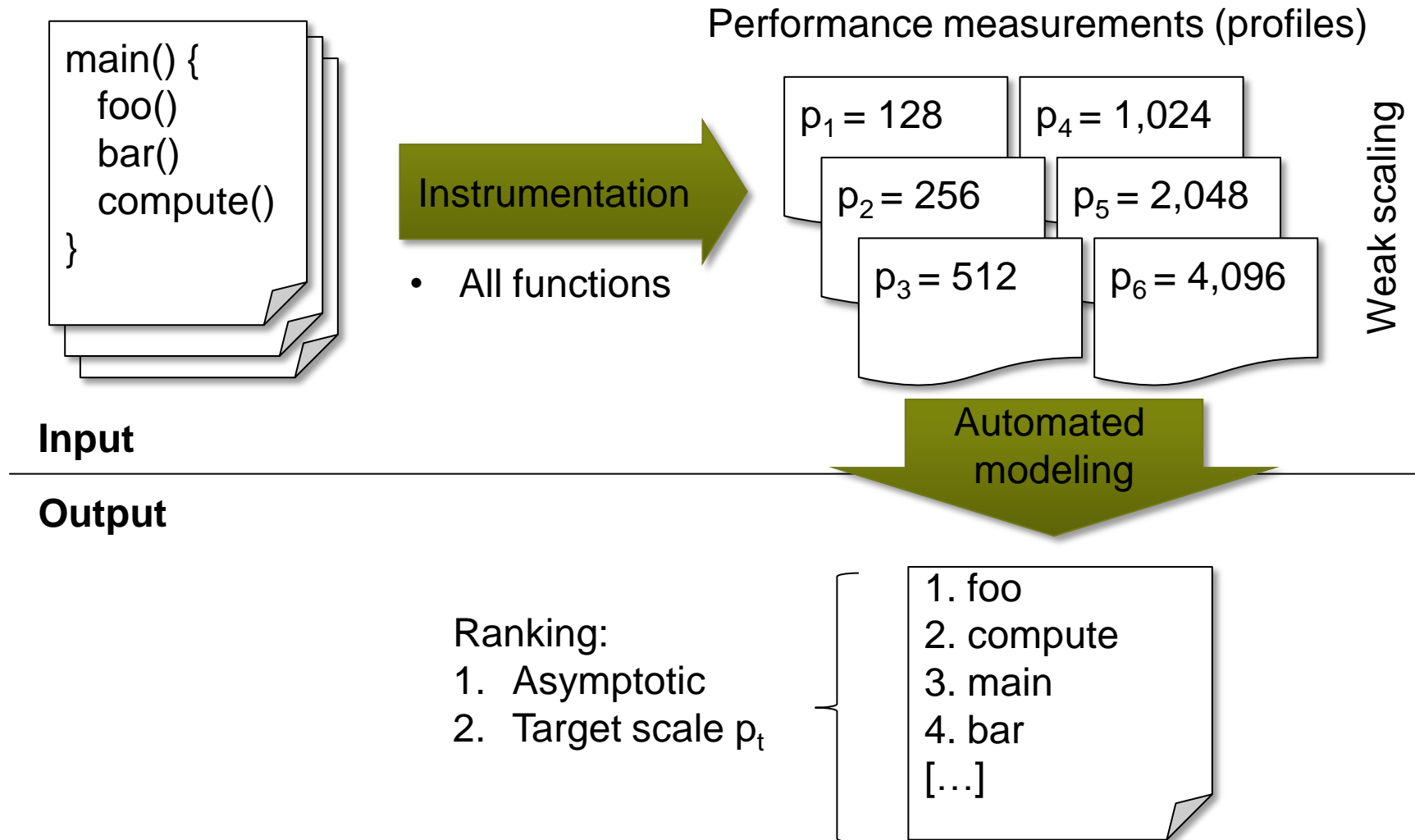
# Manual analytical performance modeling



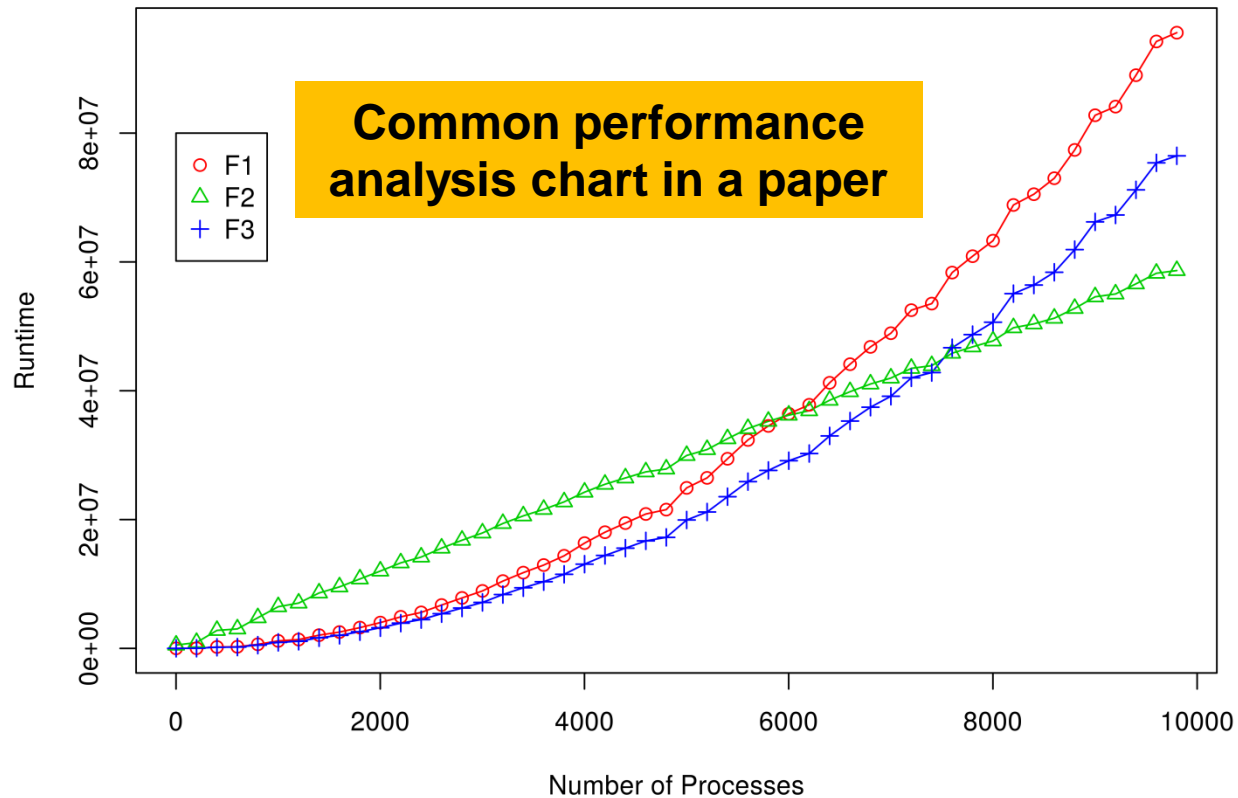
## ■ Disadvantages

- Time consuming
- Error-prone, may overlook unscalable code

# Our first step: scalability bug detector



# Primary focus on scaling trend

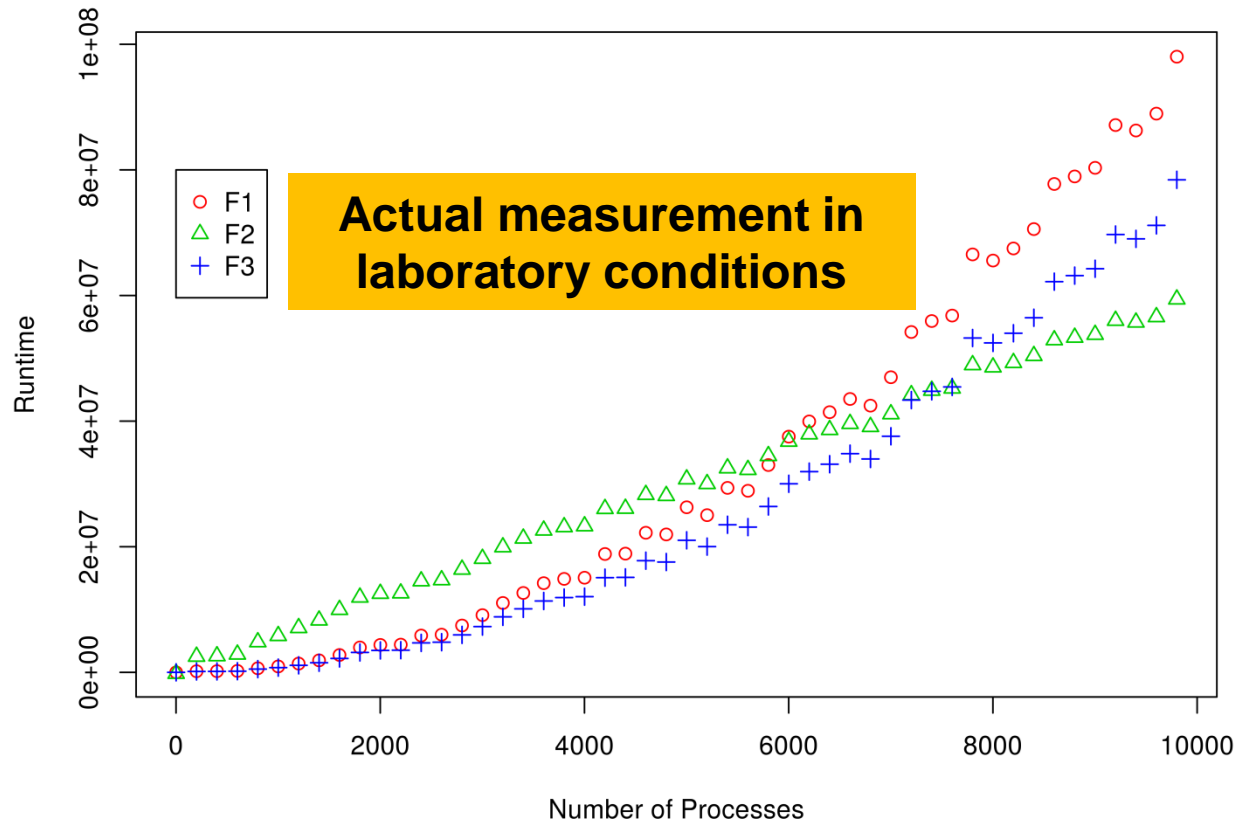


## Our ranking

1.  $F_1$
2.  $F_3$
3.  $F_2$



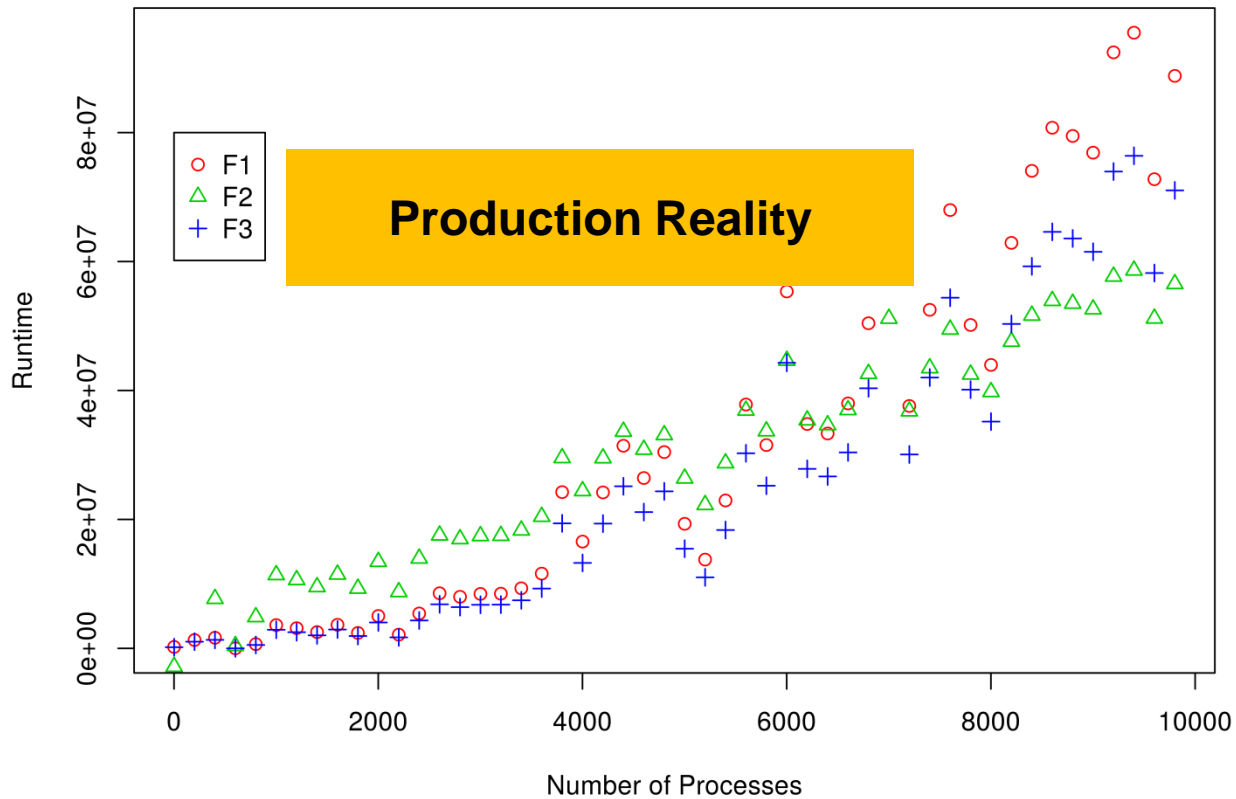
# Primary focus on scaling trend



## Our ranking

1.  $F_1$
2.  $F_3$
3.  $F_2$

# Primary focus on scaling trend

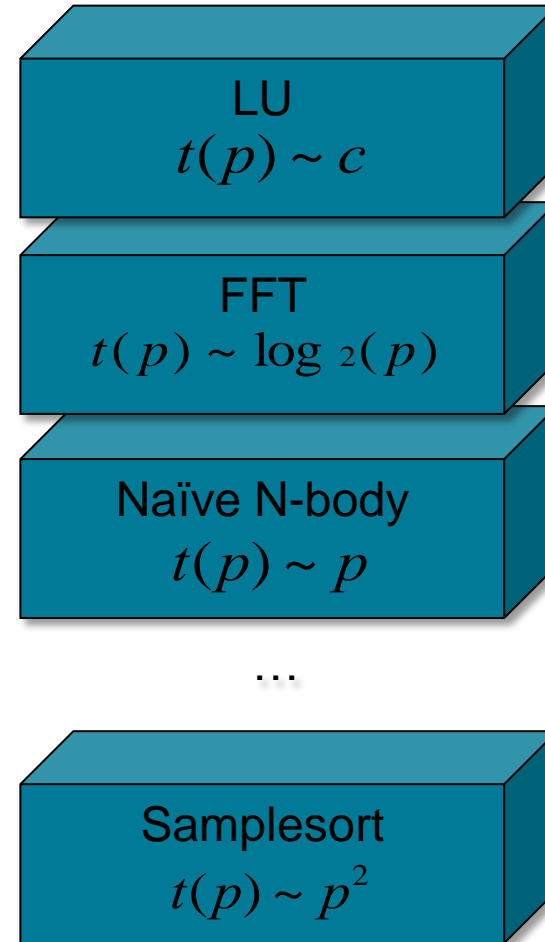
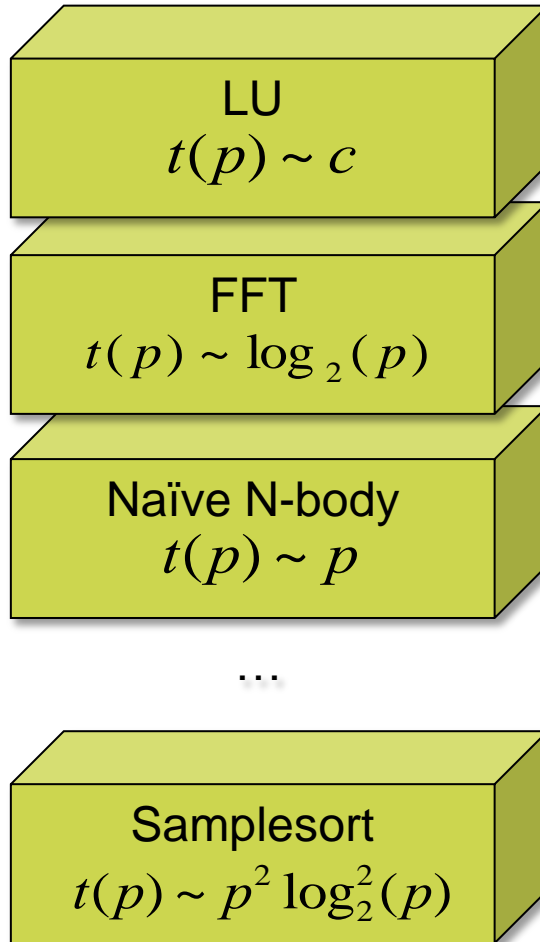


## Our ranking

1.  $F_1$
2.  $F_3$
3.  $F_2$

# How to mechanize the expert? → Survey!

Computation



Communication

# Survey result: performance model normal form

$$f(p) = \prod_{k=1}^n c_k \times p^{i_k} \times \log_2^{j_k}(p)$$

$$\begin{array}{l} n \hat{=} \mathbb{N} \\ i_k \hat{=} I \\ j_k \hat{=} J \\ I, J \hat{=} \mathbb{Q} \end{array}$$

$$n = 1$$

$$I = \{0, 1, 2\}$$

$$J = \{0, 1\}$$

$c_1$	$c_1 \times \log(p)$
$c_1 \times p$	$c_1 \times p \times \log(p)$
$c_1 \times p^2$	$c_1 \times p^2 \times \log(p)$

# Survey result: performance model normal form

$$f(p) = \prod_{k=1}^n c_k \times p^{i_k} \times \log_2^{j_k}(p)$$

 $n \in \mathbb{N}$ 
 $i_k \in I$ 
 $n = 2$ 
 $I = \{0, 1, 2\}$ 
 $J = \{0, 1\}$ 

$c_1 + c_2 \times p$

$c_1 + c_2 \times p^2$

$c_1 + c_2 \times \log(p)$

$c_1 + c_2 \times p \times \log(p)$

$c_1 + c_2 \times p^2 \times \log(p)$

$c_1 \cdot \log(p) + c_2 \cdot p$

$c_1 \cdot \log(p) + c_2 \cdot p \cdot \log(p)$

$c_1 \cdot \log(p) + c_2 \cdot p^2$

$c_1 \cdot \log(p) + c_2 \cdot p^2 \cdot \log(p)$

$c_1 \cdot p + c_2 \cdot p \cdot \log(p)$

$c_1 \cdot p + c_2 \cdot p^2$

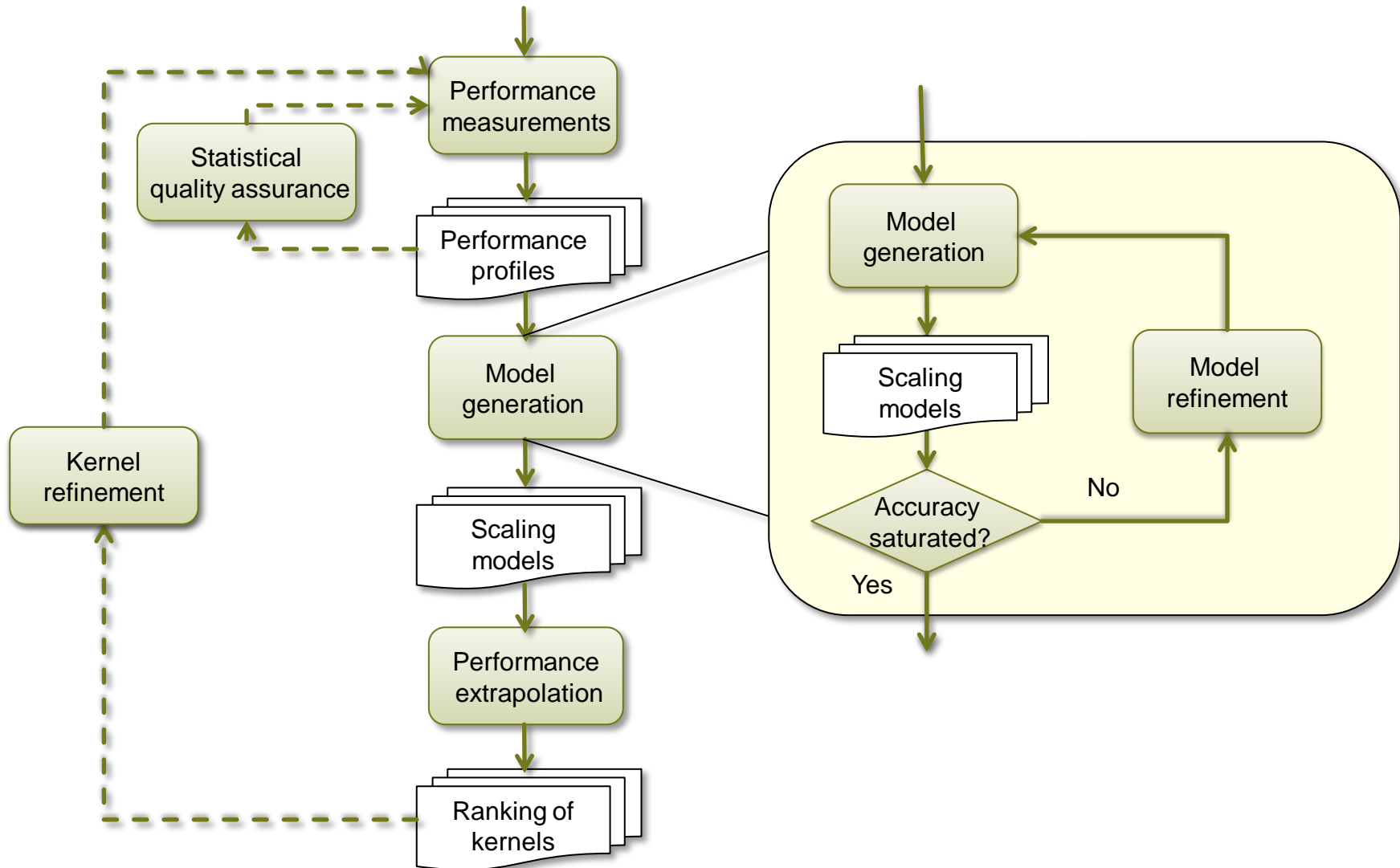
$c_1 \cdot p + c_2 \cdot p^2 \cdot \log(p)$

$c_1 \cdot p \cdot \log(p) + c_2 \cdot p^2$

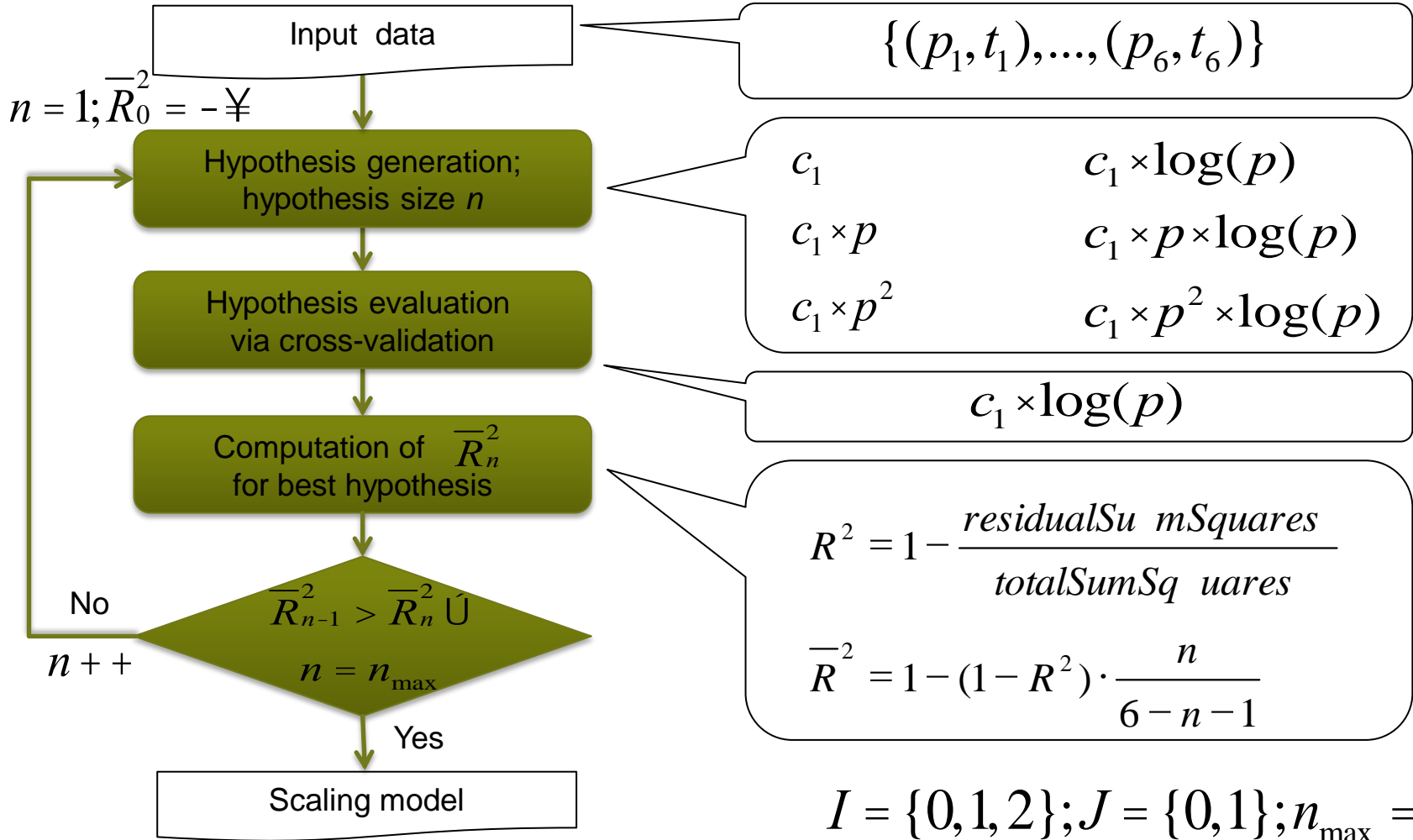
$c_1 \cdot p \cdot \log(p) + c_2 \cdot p^2 \cdot \log(p)$

$c_1 \cdot p^2 + c_2 \cdot p^2 \cdot \log(p)$

# Our automated generation workflow



# Model refinement



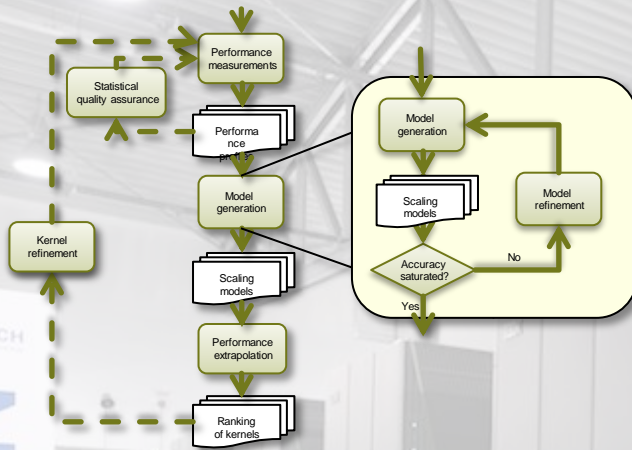


JÜLICH  
JUQUEEN

IBM  
supercomputer Blue Gene Q



# Evaluation overview




$$I = \left\{ \frac{0}{2}, \frac{1}{2}, \frac{2}{2}, \frac{3}{2}, \frac{4}{2}, \frac{5}{2}, \frac{6}{2} \right\}$$

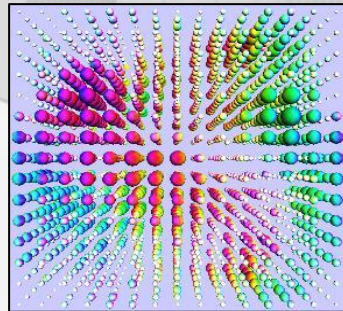
$$J = \{0, 1, 2\}$$

$$n = 5$$

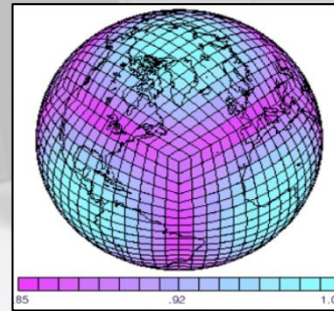
Sweep3D



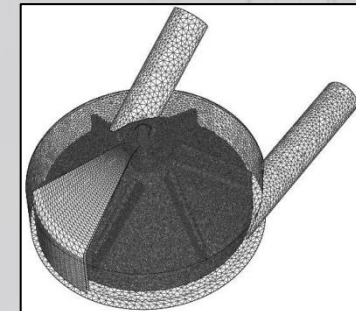
MILC



HOMME



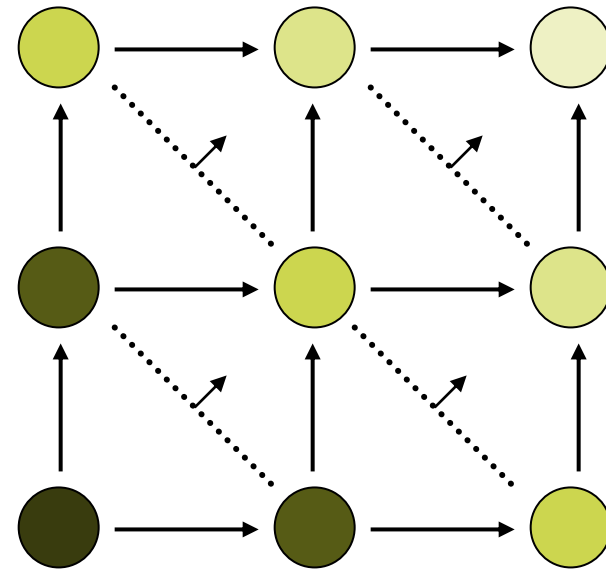
XNS



# Sweep3D communication performance

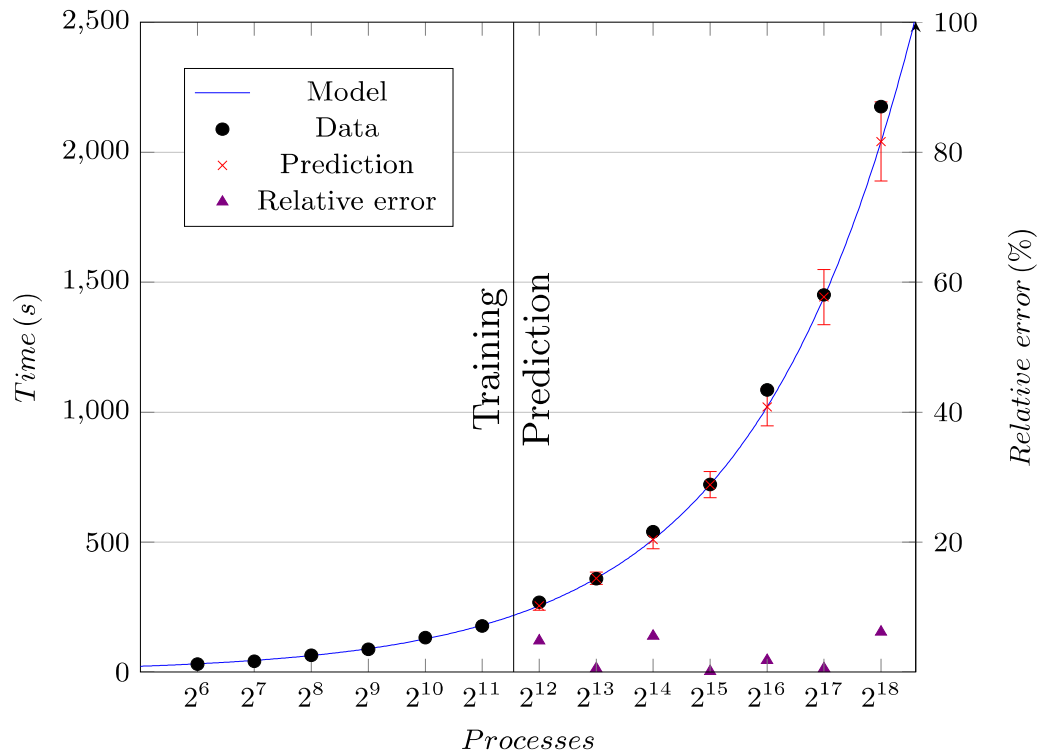
- Solves neutron transport problem
- 3D domain mapped onto 2D process grid
- Parallelism achieved through pipelined wave-front process

$$t^{comm} = c \cdot \sqrt{p}$$



- LogGP model for communication developed by Hoisie et al.
  - We assume  $p = p_x \cdot p_y \rightarrow$  Equation (6) in [1]

# Sweep3D communication performance



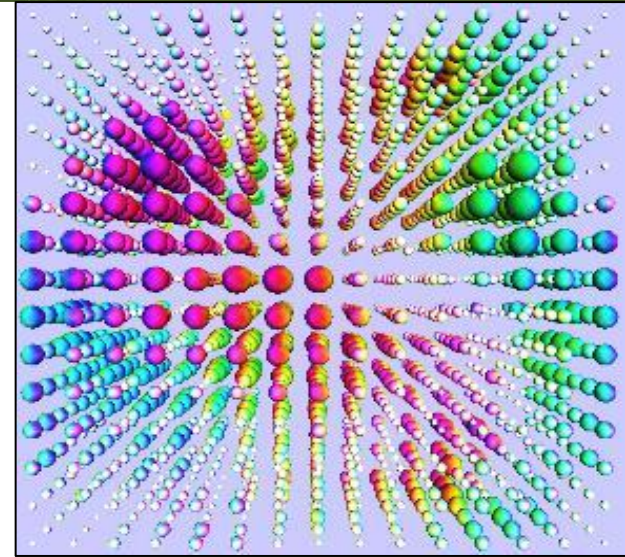
Kernel [2 of 40]	Runtime[%] $p_i=262k$	Model [s] $t = f(p)$	Predictive error [%] $p_i=262k$
sweep → MPI_Recv	65.35	$4.03\sqrt{p}$	5.10
sweep	20.87	582.19	0.01

#bytes = const.  
#msg = const.

$p_i \in 8k$

# MILC

- MILC/su3\_rmd – from MILC suite of QCD codes with performance model manually created
- Time per process should remain constant except for a rather small logarithmic term caused by global convergence checks

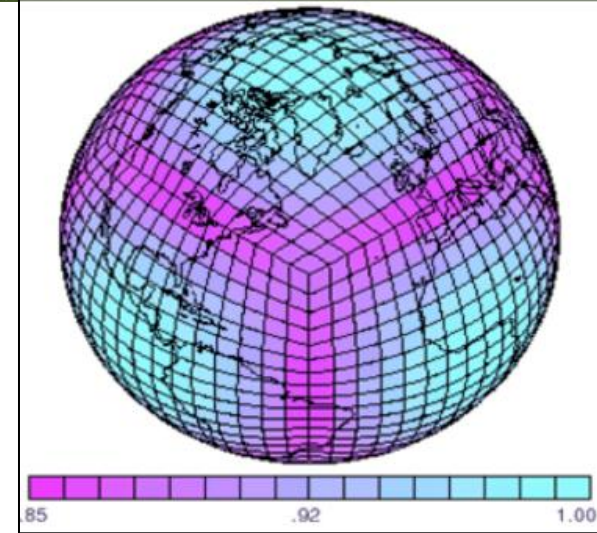


Kernel [3 of 479]	Model [s] $t=f(p)$	Predictive Error [%] $p_i=64k$
compute_gen_staple_field	$2.40 \times 10^{-2}$	0.43
g_vecdoublesum $\rightarrow$ MPI_Allreduce	$6.30 \times 10^{-6} \times \log_2^2(p)$	0.01
mult_adj_su3_fieldlink_lathwec	$3.80 \times 10^{-3}$	0.04

$$p_i \in 16k$$

# HOMME

- Core of the Community Atmospheric Model (CAM)
- Spectral element dynamical core on a cubed sphere grid

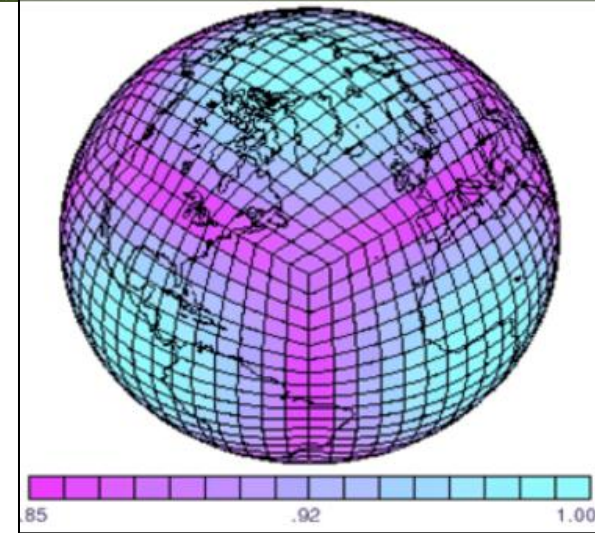


Kernel [3 of 194]	Model [s] $t = f(p)$	Predictive error [%] $p_t = 130k$
box_rearrange → MPI_Reduce	$0.026 + 2.53 \times 10^{-6} p \times \sqrt{p} + 1.24 \times 10^{-12} p^3$	57.02
vlaplace_sphere_vk	49.53	99.32
compute_and_apply_rhs	48.68	1.65

$$p_i \text{ } \text{£} \text{ } 15k$$

# HOMME (2)

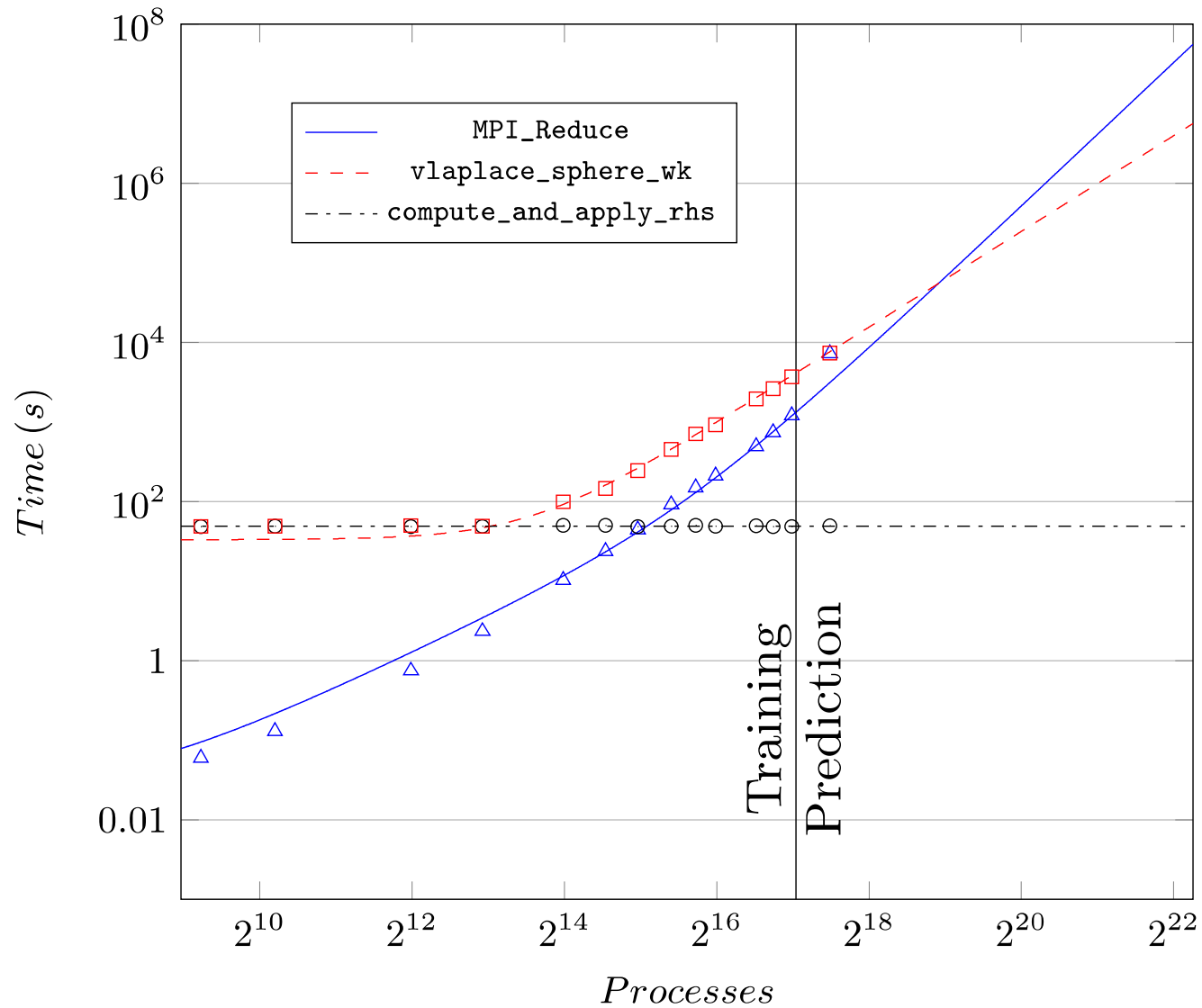
- Core of the Community Atmospheric Model (CAM)
- Spectral element dynamical core on a cubed sphere grid



Kernel [3 of 194]	Model [s] $t = f(p)$	Predictive error [%] $p_t = 130k$
box_rearrange → MPI_Reduce	$3.63 \times 10^{-6} p \times \sqrt{p} + 7.21 \times 10^{-13} p^3$	30.34
vlaplace_sphere_vk	$24.44 + 2.26 \times 10^{-7} p^2$	4.28
compute_and_apply_rhs	49.09	0.83

$$p_i \text{ } \underline{\text{£ 43k}}$$

# HOMME (3)



# What about strong scaling?

- **Wall-clock time not necessarily monotonically increasing – harder to capture model automatically**
  - Different invariants require different reductions across processes

	Weak scaling	Strong scaling
Invariant	Problem size per process	Overall problem size
Model target	Wall-clock time	Accumulated time
Reduction	Maximum / average	Sum

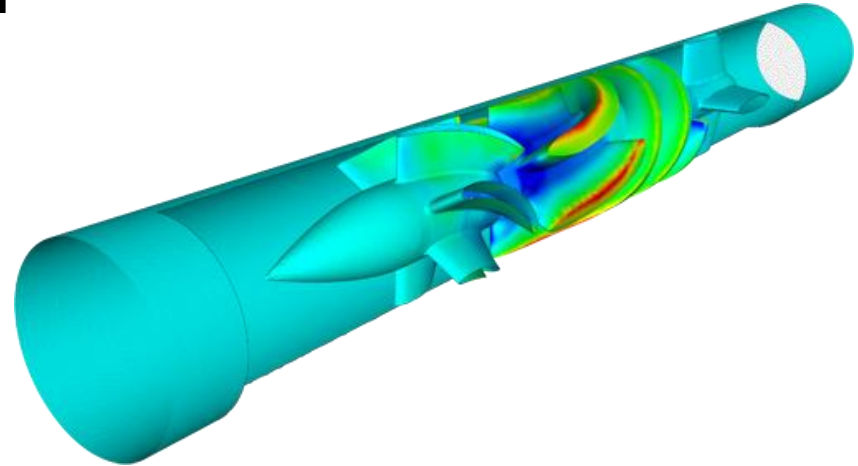
- **Superlinear speedup through cache effects**
  - Measure and model re-use distance?



# XNS

- **Finite element flow simulation program with numerous equations represented:**

- Advection diffusion
- Navier-Stokes
- Shallow water

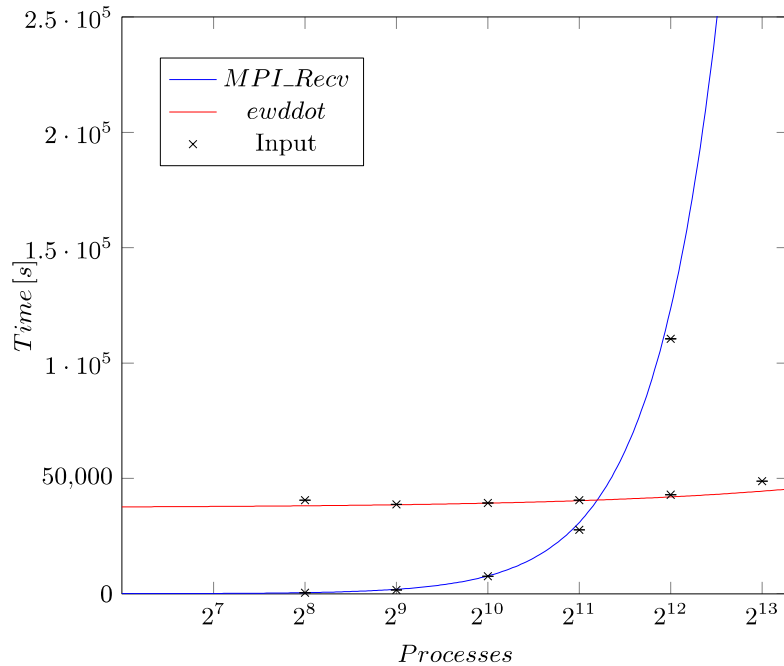


- **Strong scaling analysis**

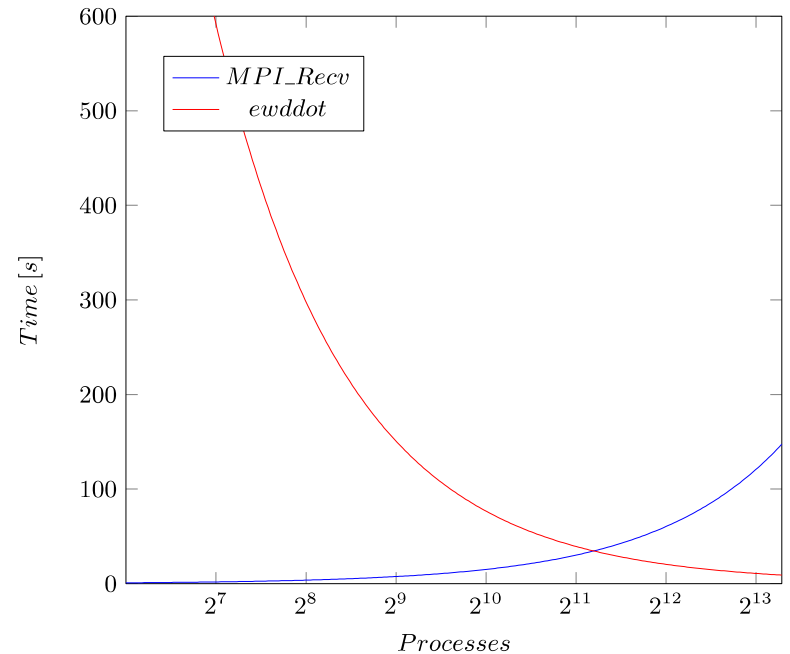
- $P = \{128; \dots; 4,096\}$
- 5 measurements per  $p_i$
- Using accumulated time across processes as metric

# XNS (2)

## Accumulated time



## Wallclock time



Kernel	Runtime[%] p=128	Runtime[%] p=4,096	Model [s] t = f(p)
ewdgennprm->MPI_Recv	0.46	51.46	$0.029 \times p^2$
ewddot	44.78	5.04	$p \times \log(p)$

#bytes =  $\sim p$   
 #msg =  $\sim p$

# Is this all? No, it's just the beginning ...

- **We face several problems:**


- Multiparameter modeling – search space explosion

*Interesting instance of the curse of dimensionality*

- Modeling overheads

*Cross validation (leave-one-out) is slow and*

*Our current profiling requires a lot of storage (>TBs)*



# Step back – what do we really care about?

## ▪ Work

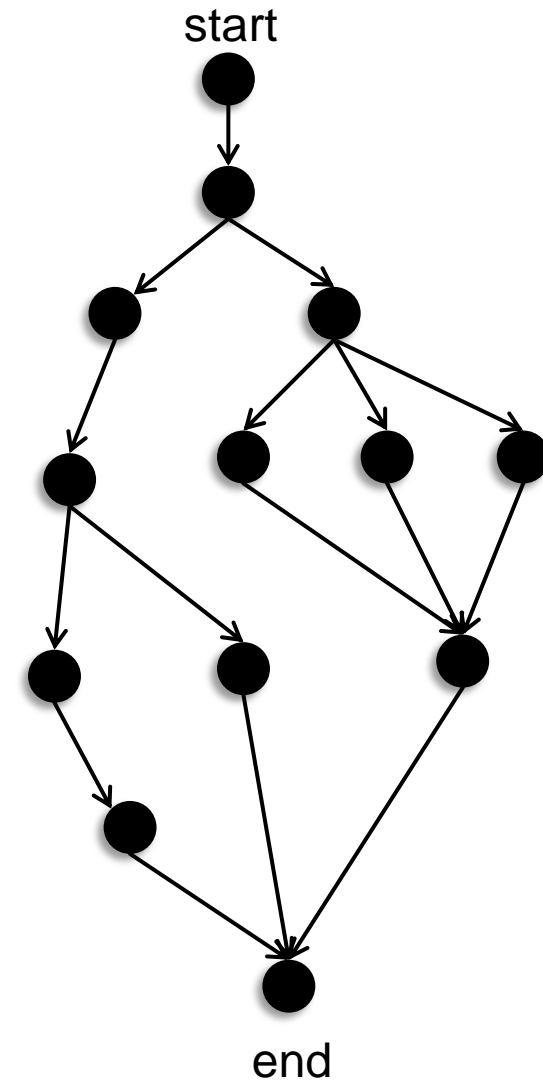
$$W = T_1$$

## ▪ Depth

$$D = T_\infty$$

## ▪ Parallel efficiency

$$E_p = \frac{T_1}{pT_p}$$



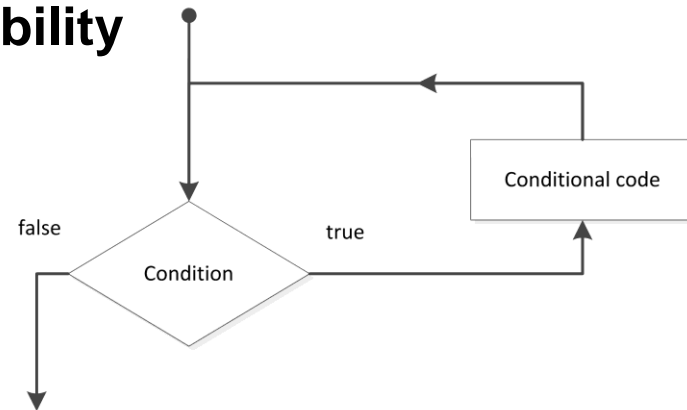
# Static analysis of explicitly parallel programs

- Structures that determine program scalability

## LOOPS

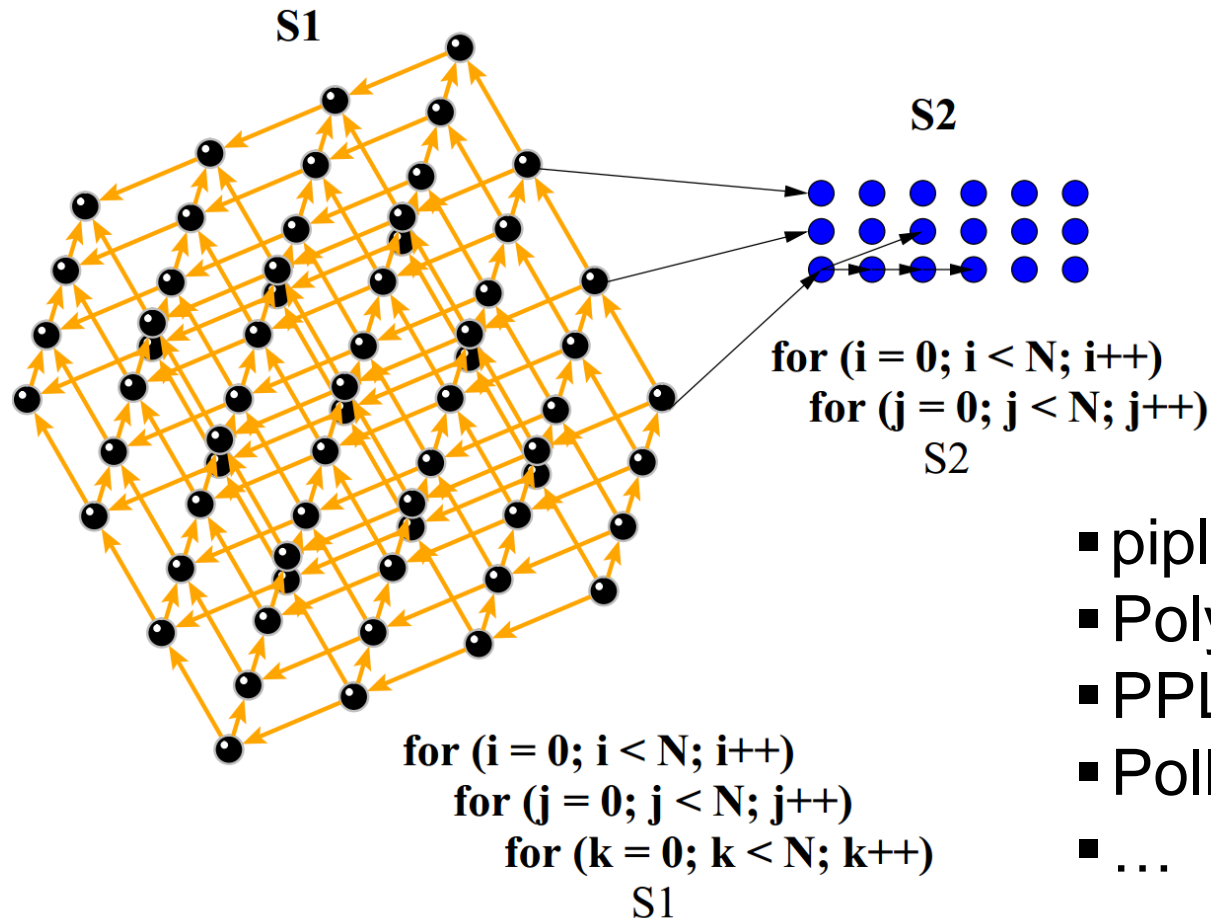
- Assumption:**  
Other instructions do not influence it
- Example:**

```
for (x=0; x < n/p; x++)  
    for (y=1; y < n; y=2*y )  
        veryComplicatedOperation(x,y) ;
```



# Related work: counting loop iterations

- Polyhedral model



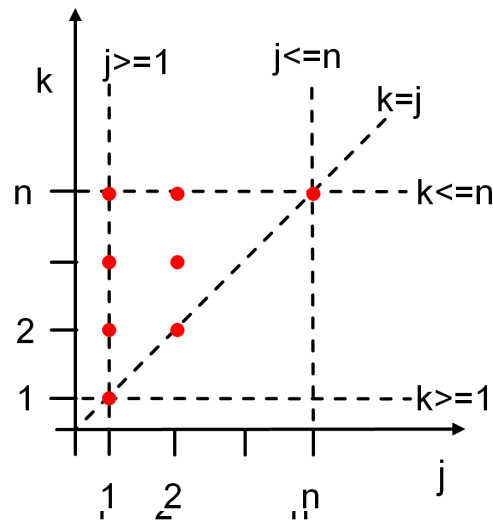
- piplib
- PolyLib
- PPL
- Polly
- ...

# Related work: counting loop iterations

- Polyhedral model

```

for (j = 1; j <= n; j = j*2)
  for (k = j; k <= n; k = k++)
    veryComplicatedOperation(j,k);
  
```



$$j \in [1, n]$$

$$k \in [j, n]$$

$$N = (n+1) \log_2 n - n + 2$$

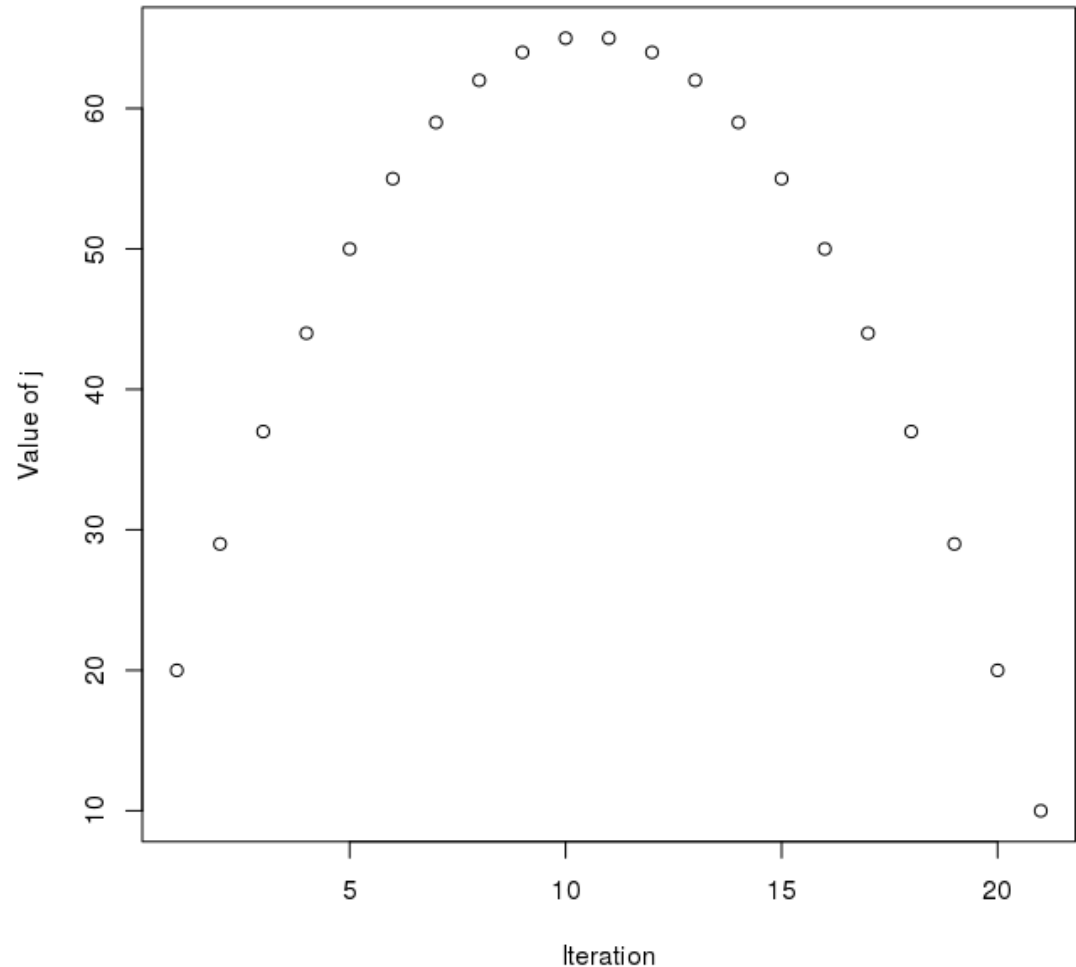
$$N = \frac{n(n+1)}{2}$$

# Related work: counting loop iterations

- When the polyhedral model cannot handle it

```
j=10;  
k=10;  
while (j>0) {  
    j=j+k;  
    k--;  
}
```

?





# Counting arbitrary affine loop nests

## ■ Affine loops

---

```

x=x0;           // Initial assignment
while (cTx < g) // Loop guard
  x=Ax + b;      // Loop update
  
```

---

## ■ Perfectly nested affine loops

---

```

while (c1Tx < g1) {
  x = A1x + b1;
  while (c2Tx < g2) {
    ...
    x = Ak-1x + bk-1;
    while (ckTx < gk) {
      x = Akx + bk;
      while (ck+1Tx < gk+1) { ... }
      x = Ukx + vk; }
    x = Uk-1x + vk-1;
    ... }
  x = U1x + v1;}
  
```

---

$A_k, U_k \in \mathbb{R}^{m \times m}$ ,  $b_k, v_k, c_k \in \mathbb{R}^m$ ,  $g_k \in \mathbb{R}$  and  $k = 1 \dots r$ .

# Counting arbitrary affine loop nests

- **Example**

```
for (j=1; j < n/p + 1; j= j*2)
    for (k=j; k < m; k = k + j )
        veryComplicatedOperation(j,k);
```

# Counting arbitrary affine loop nests

## ■ Example

```

for (j=1; j < n/p + 1; j= j*2)
    for (k=j; k < m; k = k + j )
        veryComplicatedOperation(j,k);
  
```

---

```

while ( $c_1^T x < g_1$ ) {
   $x = A_1 x + b_1$ ;
  while ( $c_2^T x < g_2$ ) {
    ...
     $x = A_{k-1} x + b_{k-1}$ ;
    while ( $c_k^T x < g_k$ ) {
       $x = A_k x + b_k$ ;
      while ( $c_{k+1}^T x < g_{k+1}$ ) { ... }
       $x = U_k x + v_k$ ; }
     $x = U_{k-1} x + v_{k-1}$ ;
    ... }
   $x = U_1 x + v_1$ ; }
  
```

---

# Counting arbitrary affine loop nests

## ■ Example

```

for (j=1; j < n/p + 1; j= j*2)
  for (k=j; k < m; k = k + j )
    veryComplicatedOperation(j,k);

```

$$\begin{pmatrix} j \\ k \end{pmatrix} = \begin{pmatrix} 0 & 0 \\ 0 & 1 \end{pmatrix} \begin{pmatrix} j \\ k \end{pmatrix} + \begin{pmatrix} 1 \\ 0 \end{pmatrix};$$

---

```

while (c1Tx < g1) {
  x = A1x + b1;
  while (c2Tx < g2) {
    ...
    x = Ak-1x + bk-1;
    while (ckTx < gk) {
      x = Akx + bk;
      while (ck+1Tx < gk+1) { ... }
      x = Ukx + vk; }
    x = Uk-1x + vk-1;
    ... }
  x = U1x + v1; }

```

---

# Counting arbitrary affine loop nests

## ■ Example

```

for (j=1; j < n/p + 1; j= j*2)
  for (k=j; k < m; k = k + j )
    veryComplicatedOperation(j,k);

```

$$\begin{pmatrix} j \\ k \end{pmatrix} = \begin{pmatrix} 0 & 0 \\ 0 & 1 \end{pmatrix} \begin{pmatrix} j \\ k \end{pmatrix} + \begin{pmatrix} 1 \\ 0 \end{pmatrix};$$

$$\text{while}(\mathbf{1} \ 0 \begin{pmatrix} j \\ k \end{pmatrix} < n/p + 1) \{$$

---

```

while (c1Tx < g1) {
  x = A1x + b1;
  while (c2Tx < g2) {
    ...
    x = Ak-1x + bk-1;
    while (ckTx < gk) {
      x = Akx + bk;
      while (ck+1Tx < gk+1) { ... }
      x = Ukx + vk; }
    x = Uk-1x + vk-1;
    ... }
  x = U1x + v1; }

```

---

}

# Counting arbitrary affine loop nests

## ■ Example

```

for (j=1; j < n/p + 1; j= j*2)
  for (k=j; k < m; k = k + j )
    veryComplicatedOperation(j,k);

```

$$\begin{pmatrix} j \\ k \end{pmatrix} = \begin{pmatrix} 0 & 0 \\ 0 & 1 \end{pmatrix} \begin{pmatrix} j \\ k \end{pmatrix} + \begin{pmatrix} 1 \\ 0 \end{pmatrix};$$

$$\text{while}((1 \ 0) \begin{pmatrix} j \\ k \end{pmatrix} < n/p + 1) \{$$

$$\begin{pmatrix} j \\ k \end{pmatrix} = \begin{pmatrix} 1 & 0 \\ 1 & 0 \end{pmatrix} \begin{pmatrix} j \\ k \end{pmatrix} + \begin{pmatrix} 0 \\ 0 \end{pmatrix};$$

$$\text{while}((0 \ 1) \begin{pmatrix} j \\ k \end{pmatrix} < m) \{$$

$$\}$$

$$\}$$


---

```

while (c1Tx < g1) {
  x = A1x + b1;
  while (c2Tx < g2) {
    ...
    x = Ak-1x + bk-1;
    while (ckTx < gk) {
      x = Akx + bk;
      while (ck+1Tx < gk+1) { ... }
      x = Ukx + vk; }
    x = Uk-1x + vk-1;
    ... }
  x = U1x + v1; }

```

---

# Counting arbitrary affine loop nests

## ■ Example

```

for (j=1; j < n/p + 1; j= j*2)
  for (k=j; k < m; k = k + j )
    veryComplicatedOperation(j,k);

```

$$\begin{pmatrix} j \\ k \end{pmatrix} = \begin{pmatrix} 0 & 0 \\ 0 & 1 \end{pmatrix} \begin{pmatrix} j \\ k \end{pmatrix} + \begin{pmatrix} 1 \\ 0 \end{pmatrix};$$

$$\text{while}((1 \ 0) \begin{pmatrix} j \\ k \end{pmatrix} < n/p + 1) \{$$

$$\begin{pmatrix} j \\ k \end{pmatrix} = \begin{pmatrix} 1 & 0 \\ 1 & 0 \end{pmatrix} \begin{pmatrix} j \\ k \end{pmatrix} + \begin{pmatrix} 0 \\ 0 \end{pmatrix};$$

$$\text{while}((0 \ 1) \begin{pmatrix} j \\ k \end{pmatrix} < m) \{$$

$$\begin{pmatrix} j \\ k \end{pmatrix} = \begin{pmatrix} 1 & 0 \\ \mathbf{1} & \mathbf{1} \end{pmatrix} \begin{pmatrix} j \\ k \end{pmatrix} + \begin{pmatrix} 0 \\ 0 \end{pmatrix};$$

$$\} \begin{pmatrix} j \\ k \end{pmatrix} = \begin{pmatrix} \mathbf{2} & 0 \\ 0 & 1 \end{pmatrix} \begin{pmatrix} j \\ k \end{pmatrix} + \begin{pmatrix} 0 \\ 0 \end{pmatrix};$$

$$\}$$


---

```

while (c1Tx < g1) {
  x = A1x + b1;
  while (c2Tx < g2) {
    ...
    x = Ak-1x + bk-1;
    while (ckTx < gk) {
      x = Akx + bk;
      while (ck+1Tx < gk+1) { ... }
      x = Ukx + vk; }
    x = Uk-1x + vk-1;
    ... }
  x = U1x + v1; }

```

---

# Counting arbitrary affine loop nests

## ■ Example

```

for (j=1; j < n/p + 1; j= j*2)
  for (k=j; k < m; k = k + j )
    veryComplicatedOperation(j,k);

```

$$x = \begin{pmatrix} 0 & 0 \\ 0 & 1 \end{pmatrix} x + \begin{pmatrix} 1 \\ 0 \end{pmatrix};$$

$while((1 \ 0)x < \frac{n}{p} + 1)\{$

$$x = \begin{pmatrix} 1 & 0 \\ 1 & 0 \end{pmatrix} x + \begin{pmatrix} 0 \\ 0 \end{pmatrix};$$

$while((0 \ 1)x < m)\{$

$$x = \begin{pmatrix} 1 & 0 \\ 1 & 1 \end{pmatrix} x + \begin{pmatrix} 0 \\ 0 \end{pmatrix}$$

$$\} x = \begin{pmatrix} 2 & 0 \\ 0 & 1 \end{pmatrix} x + \begin{pmatrix} 0 \\ 0 \end{pmatrix};$$

$\}$

where  $x = \begin{pmatrix} j \\ k \end{pmatrix}$

---

```

while( $c_1^T x < g_1$ ) {
   $x = A_1 x + b_1$ ;
  while( $c_2^T x < g_2$ ) {
    ...
     $x = A_{k-1} x + b_{k-1}$ ;
    while( $c_k^T x < g_k$ ) {
       $x = A_k x + b_k$ ;
      while( $c_{k+1}^T x < g_{k+1}$ ) { ... }
       $x = U_k x + v_k$ ; }
     $x = U_{k-1} x + v_{k-1}$ ;
    ... }
   $x = U_1 x + v_1$ ; }

```

---



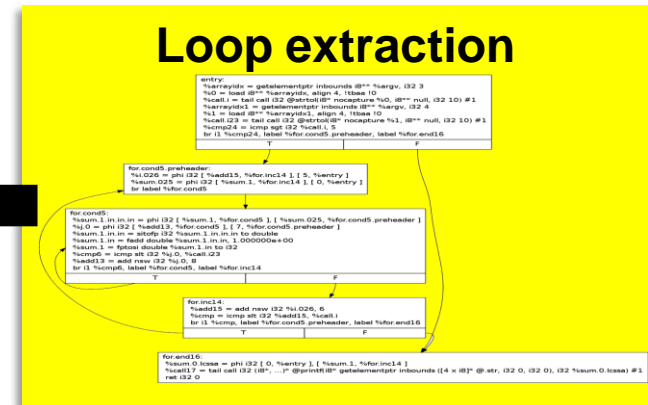
# Overview of the whole system

### Parallel program

```

do i = 1, procCols
  call mpi_irecv( buff, ..., dp_type, reduce_exch_proc(i),
    i, mpi_comm_world, request, ierr )
  call mpi_send( buff2, ..., dp_type, reduce_exch_proc(i),
    i, mpi_comm_world, ierr )
  call mpi_wait( request, status, ierr )
enddo

do i = id * n/p, ( id + 1 ) * n/p
  do j = 1, nSize
    call compute
  
```




### Affine loop synthesis

```

while (c1^T x < g1) {
  x = A1x + b1;
  while (c2^T x < g2) {
    ...
    x = Ak-1x + bk-1;
    while (ck^T x < gk) {
      x = Ax + bk;
      while (c_{k+1}^T x < g_{k+1}) { ... }
      x = U_{k-1}x + v_{k-1};
    }
    ...
  }
  x = U1x + v1;
}

```



### Closed form representation

$x(i_1, \dots, i_r) = A_{final}(i_1, \dots, i_r) \cdot x_0 + b_{final}(i_1, \dots, i_r)$   
 with  
 $i_r = 0 \dots n_k(x_{0,k}), k = 1 \dots r$



### Number of iterations

$$N = \sum_{i_1=0}^{n_1(x_{0,1})} \sum_{i_2=0}^{n_2(x_{0,2})} \dots \sum_{i_{r-1}=0}^{n_{r-1}(x_{0,r-1})} n_r(x_{0,r})$$



### Program analysis

$$W = N \Big|_{p=1}$$

$$D = N \Big|_{p \rightarrow \infty}$$

# Algorithm in details

## Closed form representation of a loop

- Single affine statement

$$x = Lx + p$$

$$x = x_0;$$

- Counting function

$$n(x_0)$$

$$\text{while } (c^T x < g)$$

$$x = Ax + b;$$

Example  
 $x(i, x_0) = L(i) \cdot x_0 + p(i)$

$$x(i, x_0) = A^i x_0 + \sum_{j=0}^{i-1} A^j \cdot b$$

$$x = \begin{pmatrix} 1 & 0 \\ 1 & 0 \end{pmatrix} x + \begin{pmatrix} 0 \\ 0 \end{pmatrix};$$

$$x(i, x_0) = \begin{pmatrix} 1 & 0 \\ 1 & 1 \end{pmatrix}^i x_0 + \sum_{j=0}^{i-1} \begin{pmatrix} 1 & 0 \\ 1 & 1 \end{pmatrix}^j \begin{pmatrix} 0 \\ 0 \end{pmatrix} = \begin{pmatrix} 1 & 0 \\ i & 1 \end{pmatrix} x_0 + \begin{pmatrix} 0 \\ 0 \end{pmatrix}$$

$$n(x_0) = \arg \min_{i \in \mathbb{N}} (c^T \cdot x(i, x_0) \geq g)$$

$$x = \begin{pmatrix} 1 & 0 \\ 1 & 1 \end{pmatrix} x + \begin{pmatrix} 0 \\ 0 \end{pmatrix};$$

$$n(x_0) = \left\lceil \frac{m - k_0}{j_0} \right\rceil$$

}

# Algorithm in details

## Folding the loops

$$x = \begin{pmatrix} 0 & 0 \\ 0 & 1 \end{pmatrix} x + \begin{pmatrix} 1 \\ 0 \end{pmatrix};$$

$$\text{while } (\lfloor 0 \rfloor < n/p) \{$$

$$x = \begin{pmatrix} 1 & 0 \\ 1 & 0 \end{pmatrix} x + \begin{pmatrix} 0 \\ 0 \end{pmatrix};$$

$$\text{while } (\lfloor 1 \rfloor < m) \{$$

$$x = \begin{pmatrix} 1 & 0 \\ 1 & 1 \end{pmatrix} x + \begin{pmatrix} 0 \\ 0 \end{pmatrix};$$

$$\} x = \begin{pmatrix} 2 & 0 \\ 0 & 1 \end{pmatrix} x + \begin{pmatrix} 0 \\ 0 \end{pmatrix};$$

$$\}$$

# Algorithm in details

## Folding the loops

$$x = \begin{pmatrix} 0 & 0 \\ 0 & 1 \end{pmatrix} x + \begin{pmatrix} 1 \\ 0 \end{pmatrix};$$

while ( $\lfloor 0 \rfloor < n/p$ ) {

$$x = \begin{pmatrix} 1 & 0 \\ 1 & 0 \end{pmatrix} x + \begin{pmatrix} 0 \\ 0 \end{pmatrix};$$

while ( $\lfloor 1 \rfloor < m$ ) {

$$x = \begin{pmatrix} 1 & 0 \\ 1 & 1 \end{pmatrix} x + \begin{pmatrix} 0 \\ 0 \end{pmatrix};$$

$$} x = \begin{pmatrix} 2 & 0 \\ 0 & 1 \end{pmatrix} x + \begin{pmatrix} 0 \\ 0 \end{pmatrix};$$

}

$$x = \begin{pmatrix} 0 & 0 \\ 0 & 1 \end{pmatrix} x + \begin{pmatrix} 1 \\ 0 \end{pmatrix};$$

while ( $\lfloor 0 \rfloor < n/p$ ) {

$$x = \begin{pmatrix} 1 & 0 \\ 1 & 0 \end{pmatrix} x + \begin{pmatrix} 0 \\ 0 \end{pmatrix};$$

$$x = \begin{pmatrix} 1 & 0 \\ i & 1 \end{pmatrix} x + \begin{pmatrix} 0 \\ 0 \end{pmatrix};$$

$$x = \begin{pmatrix} 2 & 0 \\ 0 & 1 \end{pmatrix} x + \begin{pmatrix} 0 \\ 0 \end{pmatrix};$$

}



# Algorithm in details

## Folding the loops

$$x = \begin{pmatrix} 0 & 0 \\ 0 & 1 \end{pmatrix} x + \begin{pmatrix} 1 \\ 0 \end{pmatrix};$$

while ( $\langle 0 \rangle < n/p$ ) {

$$x = \begin{pmatrix} 1 & 0 \\ 1 & 0 \end{pmatrix} x + \begin{pmatrix} 0 \\ 0 \end{pmatrix};$$

while ( $\langle 1 \rangle < m$ ) {

$$x = \begin{pmatrix} 1 & 0 \\ 1 & 1 \end{pmatrix} x + \begin{pmatrix} 0 \\ 0 \end{pmatrix};$$

$$} x = \begin{pmatrix} 2 & 0 \\ 0 & 1 \end{pmatrix} x + \begin{pmatrix} 0 \\ 0 \end{pmatrix};$$

}



$$x = \begin{pmatrix} 0 & 0 \\ 0 & 1 \end{pmatrix} x + \begin{pmatrix} 1 \\ 0 \end{pmatrix};$$

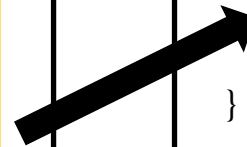
while ( $\langle 0 \rangle < n/p$ ) {

$$x = \begin{pmatrix} 1 & 0 \\ 1 & 0 \end{pmatrix} x + \begin{pmatrix} 0 \\ 0 \end{pmatrix};$$

$$x = \begin{pmatrix} 1 & 0 \\ i & 1 \end{pmatrix} x + \begin{pmatrix} 0 \\ 0 \end{pmatrix};$$

$$x = \begin{pmatrix} 2 & 0 \\ 0 & 1 \end{pmatrix} x + \begin{pmatrix} 0 \\ 0 \end{pmatrix};$$

}



$$x = \begin{pmatrix} 0 & 0 \\ 0 & 1 \end{pmatrix} x + \begin{pmatrix} 1 \\ 0 \end{pmatrix};$$

while ( $\langle 0 \rangle < n/p$ ) {

$$x = \begin{pmatrix} 2 & 0 \\ i+1 & 0 \end{pmatrix} x + \begin{pmatrix} 0 \\ 0 \end{pmatrix};$$

}

# Algorithm in details

## Starting conditions

```
 $x_{0,1} \longrightarrow x = x_0;$   
     $while (c_1^T x < g_1)\{$   
 $x_{0,2} \longrightarrow x = A_1 x + b_1;$   
     $while (c_2^T x < g_2)\{$   
 $x_{0,3} \longrightarrow x = A_2 x + b_2;$   
     $while (c_3^T x < g_3)\{$   
         $x = A_3 x + b_3;$   
     $\}x = U_2 x + v_2;$   
     $\}x = U_1 x + v_1;$   
     $\}$ 
```

# Algorithm in details

## Counting the number of iterations

**We have:**

# Algorithm in details

## Counting the number of iterations

### We have:

- The closed form for each loop:
  - *Single affine statement*
  - *Counting function*
- Starting condition for each loop



# Algorithm in details

## Counting the number of iterations

### We have:

- The closed form for each loop:
  - *Single affine statement*
  - *Counting function*
- Starting condition for each loop

### Number of iterations:

$$N = \sum_{i_1=0}^{n_1(x_{0,1})} \sum_{i_2=0}^{n_2(x_{0,2})} \dots \sum_{i_{r-1}=0}^{n_{r-1}(x_{0,r-1})} n_r(x_{0,r}).$$

# Algorithm in details

## Counting the number of iterations

- The equation computes the precise number of iterations

$$N = \sum_{i_1=0}^{n_1(x_{0,1})} \sum_{i_2=0}^{n_2(x_{0,2})} \dots \sum_{i_{r-1}=0}^{n_{r-1}(x_{0,r-1})} n_r(x_{0,r}).$$

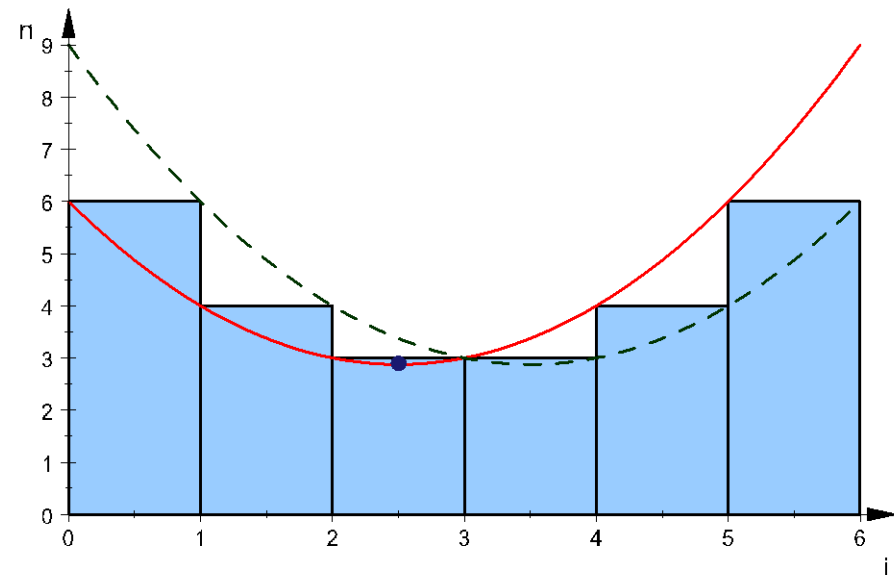
# Algorithm in details

## Counting the number of iterations

- The equation gives precise number of iterations

$$N = \sum_{i_1=0}^{n_1(x_{0,1})} \sum_{i_2=0}^{n_2(x_{0,2})} \dots \sum_{i_{r-1}=0}^{n_{r-1}(x_{0,r-1})} n_r(x_{0,r}).$$

- But simplification may fail → Sum approximation
  - *Approximate sums by integrals*  
→ lower and upper bounds



# Solving more general problems

# Solving more general problems

- Multipath loops

# Solving more general problems

- **Multipath loops**
- **Conditional statements**

# Solving more general problems

- Multipath loops
- Conditional statements
- Non-affine loops

```
do j=1, lastrow-firstrow+1
  sum = 0.d0
```

$$\text{lastrow-firstrow+1} = \text{row\_size} = \frac{\text{na}}{\text{nprows}}$$

```
  do k=rowstr(j), rowstr(j+1)-1
    sum = sum + a(k)*p(colidx(k))
```

$$\text{rowstr}(j+1) - 1 - \text{rowstr}(j) = u$$

```
  enddo
```

```
  w(j) = sum
```

```
enddo
```

$$N = \frac{\text{na} \cdot u}{\text{nprows}}$$

# Case studies

- **NAS Parallel Benchmarks: EP**

$$N(m, p) = \left\lceil \frac{2^{m-16} \cdot (u + 2^{16})}{p} \right\rceil$$

---

```
u:  do i=1,100
      ik =kk/2
      if (ik .eq. 0) goto 130
      kk=ik
      continue
```

---



# Case studies

## ■ NAS Parallel Benchmarks: EP

$$N(m, p) = \left\lceil \frac{2^{m-16} \cdot (u + 2^{16})}{p} \right\rceil$$

---

```

u:  do i=1,100
      ik =kk/2
      if (ik .eq. 0) goto 130
      kk=ik
      continue
  
```

---

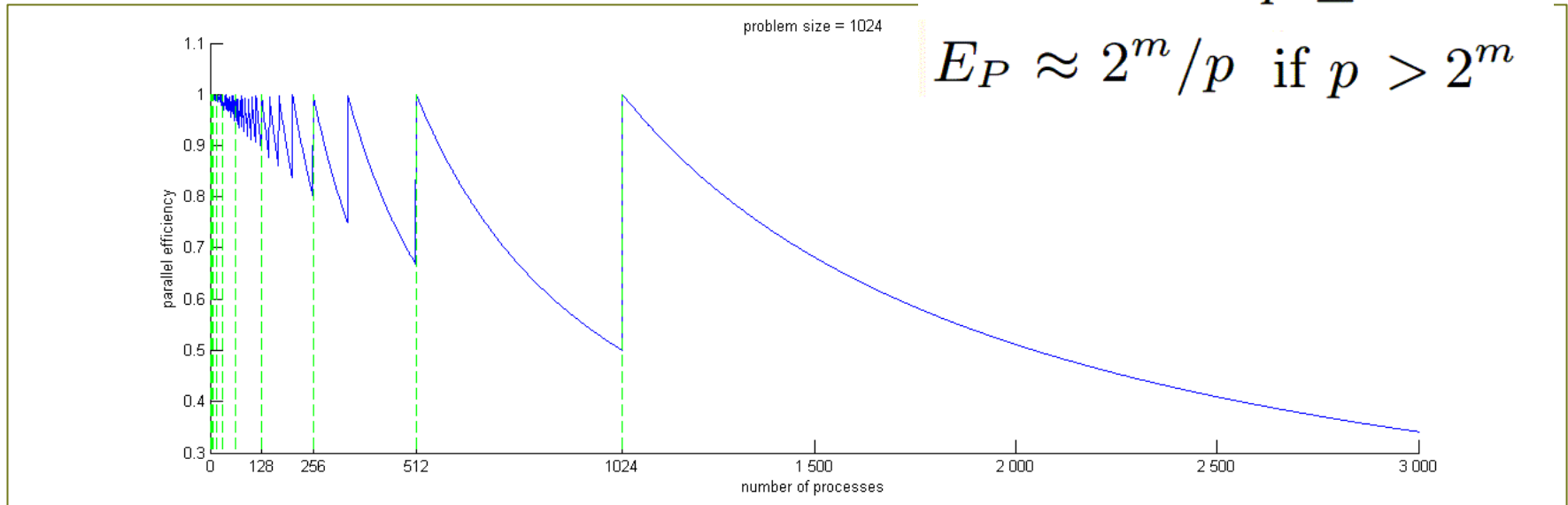
$$W = T_1 \approx 2^m$$

$$D = T_\infty \approx 1$$

$$E_P = \frac{2^m}{p \left\lceil \frac{2^m}{p} \right\rceil}$$

$$E_P \approx 1 \text{ if } p \leq 2^m$$

$$E_P \approx 2^m / p \text{ if } p > 2^m$$



# Case studies

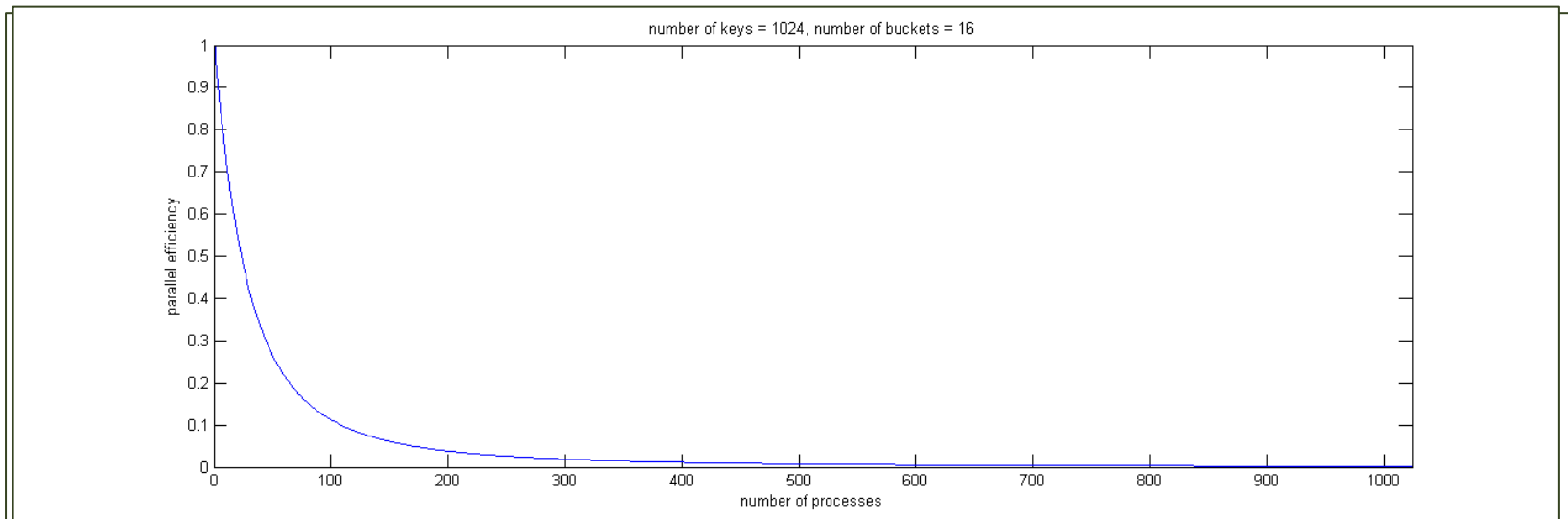
## CG – conjugate gradient

$$W \approx k_1 \left\lceil \frac{m}{p} \right\rceil + k_2 \sqrt{\left\lceil \frac{m}{p} \right\rceil} + k_3 \log_2 \sqrt{p}$$

$$D = T_\infty W \approx \left( 3 + 2 \left\lceil \frac{m}{p} \right\rceil + p + u_1 + u_2 \right)$$

## IS – integer sort

$$E_p = \frac{D = T_\infty = \infty}{k_4} \frac{p \left( k_1 \left\lceil \frac{m}{p} \right\rceil + k_2 \sqrt{\left\lceil \frac{m}{p} \right\rceil} + k_3 \log_2 \sqrt{p} \right)}{p \left( k_1 \left\lceil \frac{m}{p} \right\rceil + k_2 \sqrt{\left\lceil \frac{m}{p} \right\rceil} + k_3 \log_2 \sqrt{p} \right)}$$



# What problems are remaining?

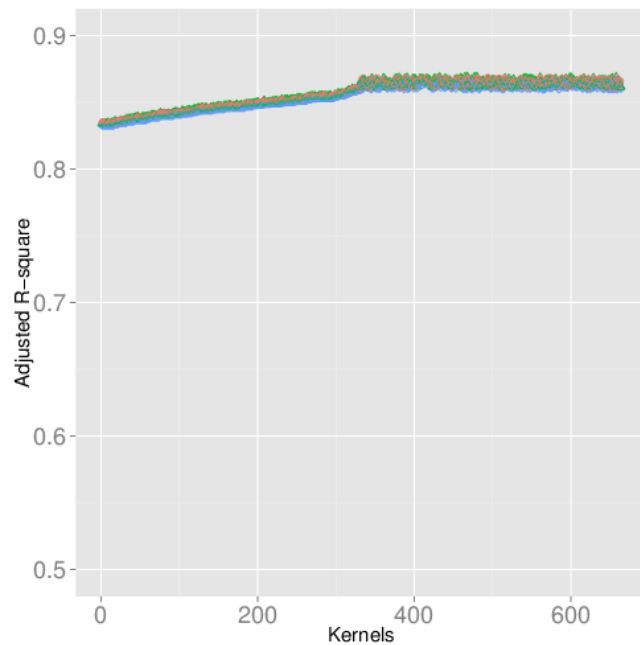
- **Well, what about non-affine loops?**
  - More general abstract interpretation (next step)
  - Not solvable → will always have undefined terms

$$N = \frac{na \cdot u}{nprows}$$

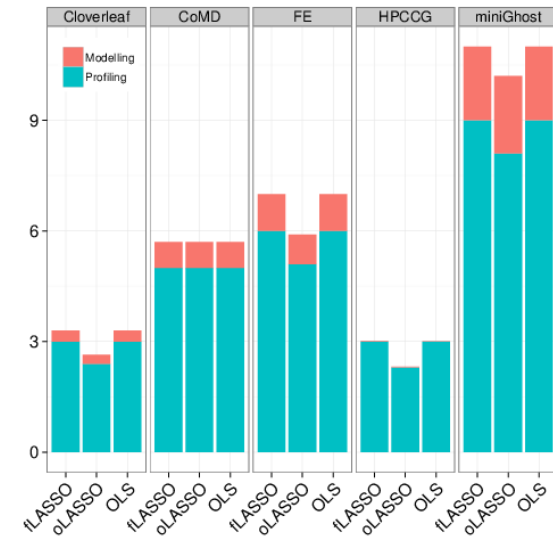
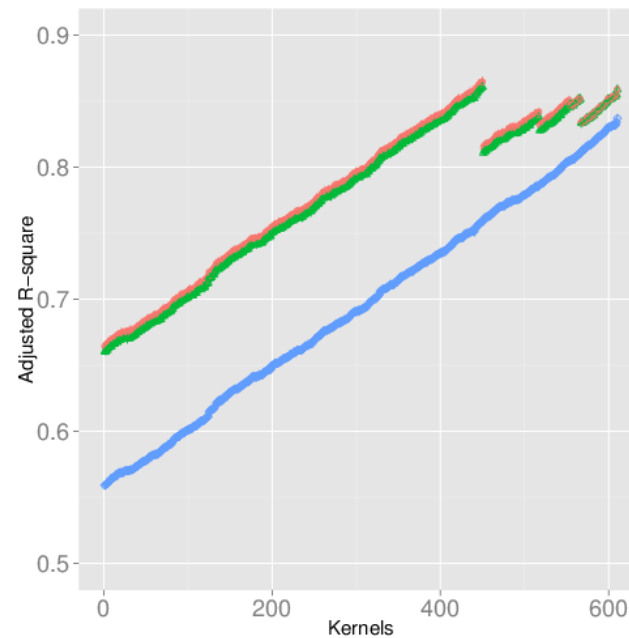
- **Back to PMNF?**
  - Generalize to multiple input parameters
    - a) *Bigger search-space* 😞
    - b) *Bigger trace files* 😞
- **Ad-hoc (partial) solution: online machine learning – PEMOGEN**
  - Replace cross-validation with LASSO (regression with  $L_1$  regularizer)  
*Much cheaper!*
  - Replace LASSO with online LASSO [1]  
*No traces!*

# PEMOGEN – static analysis

- Also integrated into LLVM compiler
  - Automatic kernel detection and instrumentation (Loop Call Graph)
  - Static dataflow analysis reduces parameter space for each kernel

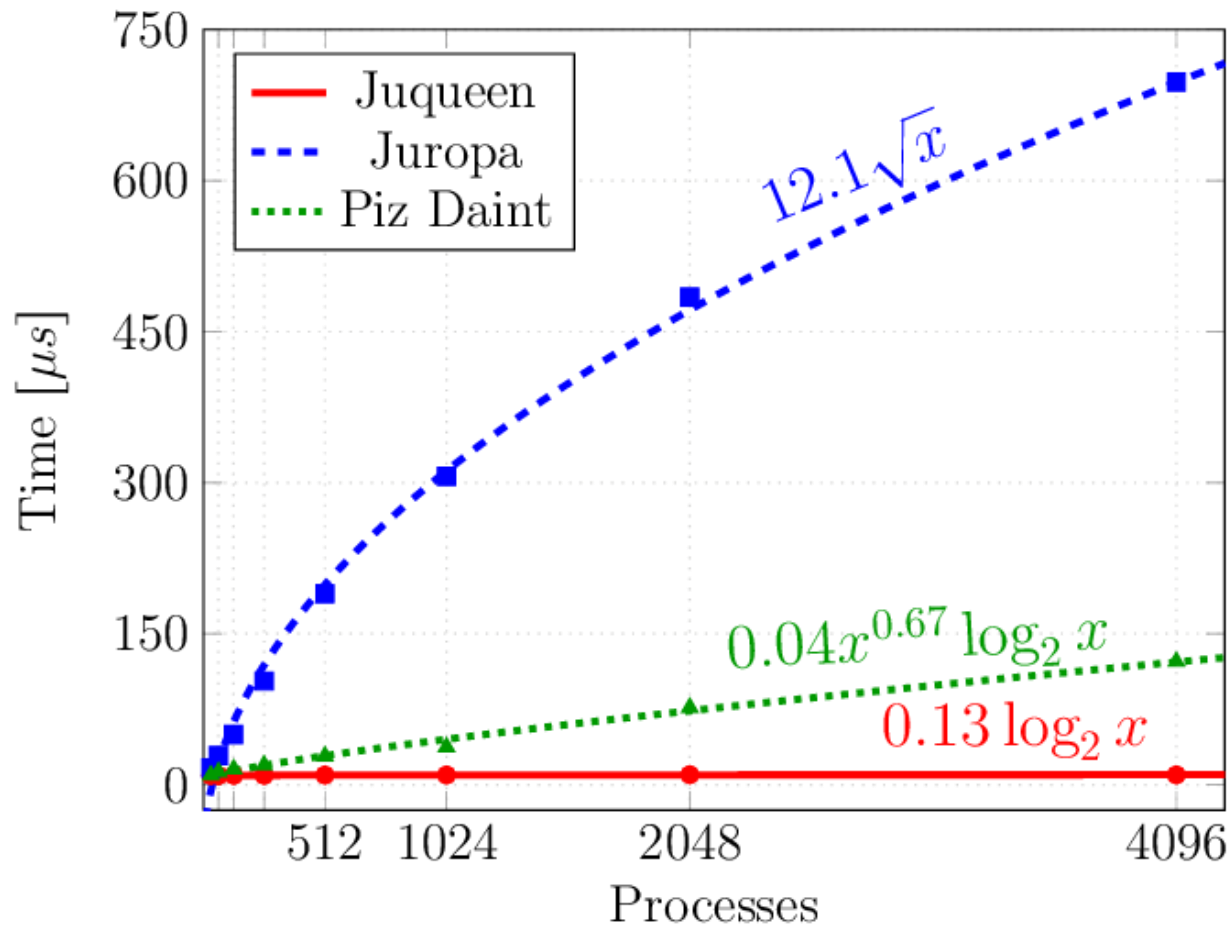


Quality: NAS UA and Mantevo MiniFE



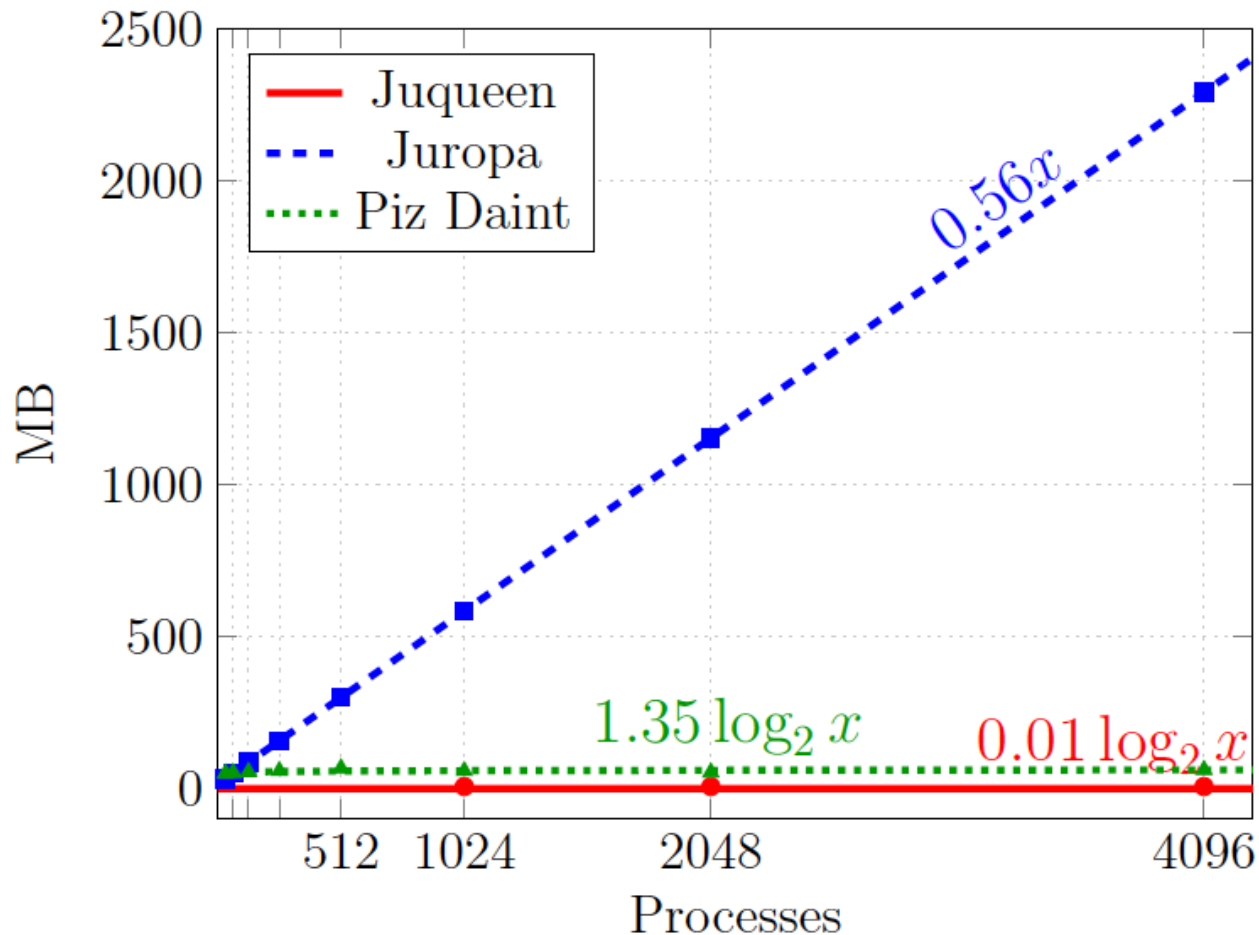
Overhead: Mantevo

# Use-case A: automatic testing (Allreduce time)



- Divergence on Piz
- Daint is  $O(p^{0.67})$ , the highest of all three

# Use-case B: automatic testing (MPI memory size)



- Linear memory consumption on Juropa
- ParaStation MPI
- uses RC over IB



# Performance Analysis 2.0 – Automatic Models

- Is feasible  
*Still a long way to go ...*
- Offers insight
- Requires low effort
- Improves code coverage



Eidgenössische Technische Hochschule Zürich  
Swiss Federal Institute of Technology Zurich



German Research School  
for Simulation Sciences

A. Calotiu, T. Hoefler, M. Poke, F. Wolf: Using Automated Performance Modeling to Find Scalability Bugs in Complex Codes. *Supercomputing (SC13)*.



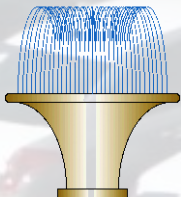
T. Hoefler, G. Kwasniewski: Automatic Complexity Analysis of Explicitly Parallel Programs. *SPAA 2014*.

A. Bhattacharyya, T. Hoefler: PEMOGEN: Automatic Adaptive Performance Modeling during Program Runtime, *PACT 2014*

S. Shudler, A. Calotiu, T. Hoefler, A. Strube, F. Wolf: Exascalping Your Library: Will Your Implementation Meet Your Expectations? *ICS 2015*



SPAA 2014



ICS



# Backup

# Counting Arbitrary Affline Loop Nests

- Why affine loops?
  - Closed form representation of the loop

---

```
x=x0;           // Initial assignment  
while(cTx < g)  // Loop guard  
  x=Ax + b;     // Loop update
```

---



$$x(i, x_0) = L(i) \cdot x_0 + p(i)$$

$$n(x_0, c, g) = \arg \min_d (c^T \cdot x(d, x_0) \geq g)$$

# Counting Arbitrary Affline Loop Nests

- Why affine loops?
  - Closed form representation of the loop

---

```

x=x0;           // Initial assignment
while (cTx < g) // Loop guard
  x=Ax + b;      // Loop update

```

---



$$x(i, x_0) = L(i) \cdot x_0 + p(i)$$

$$n(x_0, c, g) = \arg \min_d (c^T \cdot x(d, x_0) \geq g)$$

- Example

```

for ( k=j; k < m; k = k + j )
  veryComplicatedOperation(j, k);

```

$$x = \begin{pmatrix} 1 & 0 \\ 1 & 0 \end{pmatrix} x + \begin{pmatrix} 0 \\ 0 \end{pmatrix};$$

```
while ( (k - 1) * j < m ) {
```

$$x = \begin{pmatrix} 1 & 0 \\ 1 & 1 \end{pmatrix} x + \begin{pmatrix} 0 \\ 0 \end{pmatrix};$$

```
}
```



$$x(i, x_0) = \begin{pmatrix} 1 & 0 \\ i & 1 \end{pmatrix} x_0 + \begin{pmatrix} 0 \\ 0 \end{pmatrix}$$

$$n(x_0) = \left\lceil \frac{m - k_0}{j_0} \right\rceil$$

where  $x_0 = \begin{pmatrix} j_0 \\ k_0 \end{pmatrix} = \begin{pmatrix} 1 & 0 \\ 1 & 0 \end{pmatrix} x + \begin{pmatrix} 0 \\ 0 \end{pmatrix}$

# Loops

- **Multipath affine loops**

---

```
x=1;
while(x < n/p + 1) {
  y=x;
  while(y < m) { S1; y=2*y; }
  z=x;
  while(z < m) { S2; z= z + x; }
  x=2*x;
}
```

---